

Annual Comprehensive Financial Report July 1, 2021 – June 30, 2022



Lowndes County, Georgia

Finance Department
Stephanie Black, Finance Director

THIS PAGE INTENTIONALLY LEFT BLANK
(This report is formatted for duplex printing.)

TABLE OF CONTENTS
For the Year Ending June 30, 2022

INTRODUCTORY SECTION

Transmittal Letter	1-4
General Government Organization Chart	5
County Officials	6

FINANCIAL SECTION

Independent Auditor's Report	7-10
Management's Discussion and Analysis	11-21

BASIC FINANCIAL STATEMENTS

Government-Wide Financial Statements:

Statement of Net Position	22-25
Statement of Activities	26-27

Governmental Fund Financial Statements:

Balance Sheet – Governmental Funds	28-29
Reconciliation of Total Governmental Fund Balances to Net Position Of Governmental Activities	30
Statement of Revenues, Expenditures and Changes in Fund Balance Of Governmental Funds	31
Reconciliation of the Statement of Revenues, Expenditures and Changes In Fund Balances of Governmental Funds to the Statement of Activities	32

Proprietary Fund Financial Statements:

Statement of Net Position	33-34
Statement of Revenue, Expenses and Changes in Fund Net Position	35
Statement of Cash Flows	36-37

Custodial Fund Financial Statements:

Statement of Fiduciary Net Position	38
Statement of Changes in Fiduciary Net Position	39

Notes to the Financial Statements	40-73
--	-------

LOWNDES COUNTY, GEORGIA
TABLE OF CONTENTS
For the Year Ending June 30, 2022

REQUIRED SUPPLEMENTAL INFORMATION

Schedules of Revenues, Expenditures and Changes in Fund Balances – Budget and Actual – Major Funds:	
General Fund	74-76
Notes to Budgetary Comparison Schedules	77
Schedule of Changes in the Net Pension Liability and Related Ratios	78-79
Schedule of Contributions - Pension Plan	80-81
Notes to the Required Supplemental Information - Pension Plan	82
Schedule of Changes in Total OPEB Liability and Related Ratios	83
Notes to the Required Supplemental Information - OPEB	84-87

COMBINING AND INDIVIDUAL FUND SCHEDULES

Nonmajor Funds:	
Combining Balance Sheet – All Nonmajor Governmental Funds	88
Combining Schedule of Revenues, Expenditures and Changes in Fund Balances – All Nonmajor Governmental Funds	89
Combining Balance Sheet – Nonmajor Governmental Funds –Special Revenue Funds	90-91
Combining Schedule of Revenues, Expenditures and Changes in Fund Balances – Nonmajor Governmental Funds – Special Revenue Funds	92-93
Combining Balance Sheet – Nonmajor Governmental Funds –Capital Projects Funds	94
Combining Schedule of Revenues, Expenditures and Changes in Fund Balances – Nonmajor Governmental Funds – Capital Projects Funds	95
Schedules of Revenues, Expenditures and Changes in Fund Balance – Budget and Actual – Nonmajor Governmental Funds:	
Special Services Fund	96
Commissary Fund	97
Seizures Special Revenue	98
Hotel/Motel Tax Fund	99
Intergovernmental Grants	100
Jail Operations	101
Drug Abuse Treatment	102
911 Emergency Telephone	103
Fire Services	104
Victim Assistance	105
Law Library	106

LOWNDES COUNTY, GEORGIA
TABLE OF CONTENTS
For the Year Ending June 30, 2022

COMBINING AND INDIVIDUAL FUND SCHEDULES - Continued

Other Enterprise Funds	
Combining Statements of Net Position	107
Combining Statements of Revenue, Expenses and Changes in Net Position	108
Combining Statements of Cash Flows	109-110
Internal Service Funds:	
Combining Statements of Net Position	111
Combining Statements of Revenue, Expenses and Changes in Net Position	112
Combining Statements of Cash Flows	113-114
Fiduciary Funds:	
Combining Statement of Fiduciary Net Position	115
Combining Statement of Changes in Fiduciary Net Position	116

STATISTICAL SECTION
(Unaudited)

Net Position by Component	117-118
Changes in Net Position	119-120
Fund Balances, Governmental Funds	121-122
Changes in Fund Balances, Governmental Funds	123-124
Tax Revenues by Source, Governmental Funds	125
Assessed Value and Actual Value of Taxable Property	126-127
Direct and Overlapping Property Tax Rates	128
Principle Property Tax Payers	129
Property Tax Levies and Collections	130
Ratios of Outstanding Debt By Type	131
Direct and Overlapping Governmental Activities Debt	132
Legal Debt Margin Information	133-134
Pledged-Revenue Coverage	135
Demographic and Economic Statistics	136
Principle Employers	137
Full-time Equivalent County Government Employees by Function/Program	138-139
Operating Indicators by Function/Program	140
Capital Assets Statistics by Function/Program	141

LOWNDES COUNTY, GEORGIA
TABLE OF CONTENTS
For the Year Ending June 30, 2022

SPECIAL REPORTS SECTION

Independent Auditor's Report on Internal Control Over Financial Reporting and on Compliance and Other Matters Based on an Audit of Financial Statements Performed in Accordance with <i>Government Auditing Standards</i>	142-143
Schedules of Projects Constructed With Special Sales Tax Proceeds	144-145
Certificate of 9-1-1 Expenditures	146-148

INTRODUCTORY SECTION



Lowndes County Finance Department

Stephanie Black
Finance Director

300 North Patterson Street • Valdosta, Georgia 31601 • Phone (229) 671-2525 • Fax (229) 671-2596

January 12, 2023

The Honorable Bill Slaughter, Chairman
Members of the Lowndes County Board of Commissioners
And Citizens of Lowndes County

The Annual Comprehensive Financial Report of Lowndes County, Georgia (the “County”) for the fiscal year ended June 30, 2022, is submitted herewith. Responsibility for both the accuracy of the data and the completeness and fairness of presentation, including all disclosures rests with the County. We believe the data presented is accurate in all material respects and that it is presented in a manner designed to fairly set forth the financial position and results of operations of the County as measured by the financial activity of its various funds. All disclosures necessary to enable interested citizens to gain a reasonable understanding of the County’s financial activities have been included.

This report consists of management’s representations concerning the finances of the County. Consequently, management assumes full responsibility for the completeness and reliability of all of the information presented in this report. To provide a reasonable basis for making these representations, management of the County has established a comprehensive, internal control framework that is designed both to protect the County’s assets from loss, theft or misuse, and to compile sufficient, reliable information for the preparation of the County’s financial statements in conformity with GAAP. Because the costs of internal controls should *not* outweigh their benefits, the County’s comprehensive framework of internal controls has been designed to provide reasonable, rather than absolute, assurance that the financial statements will be free from material misstatement. As management, we assert that, to the best of our knowledge and belief, this financial report is complete and reliable in all material respects. All disclosures necessary to enable interested citizens to gain a reasonable understanding of the County’s financial activities have been included.

The County’s financial statements have been audited by Aprio, a firm of licensed certified public accountants. The goal of the independent audit was to provide reasonable assurance that the financial statements of Lowndes County for the fiscal year ended June 30, 2022, are free of material misstatement. The independent audit involved examining, on a test basis, evidence supporting the amounts and disclosures in the financial statements; assessing the accounting principles used and significant estimates made by management; and evaluating the overall financial statement presentation. The independent auditor concluded, based upon the audit, that there was a reasonable basis for rendering an unmodified opinion that the County’s financial statements for the fiscal year ended June 30, 2022, are fairly presented in conformity with generally accepted accounting principles. The independent auditor’s report is presented as the first component of the financial section of this report.

Governmental accounting standards require that management provide a narrative introduction, overview, and analysis to accompany the basic financial statements in the form of Management’s Discussion and Analysis (MD&A). This letter of transmittal is designed to complement MD&A and should be read in conjunction with it. The County’s MD&A can be found immediately following the report of the independent auditors.

REPORTING ENTITY

Lowndes County was originally established as a Georgia county on December 23, 1825 by an Act of the General Assembly of Georgia. The Board is comprised of one chairman, elected county wide, and five commissioners each elected from a separate commission district serving four-year staggered terms. Daily operations are directed by a County Manager who is appointed by and responsible to the Board of Commissioners. The County provides services to approximately 120,055 residents living in a 510.7 square mile area. Services provided include judicial services including the Superior, State, Magistrate, Probate and Juvenile Courts and the District Attorney and the Public Defender. The County provides public safety including the Sheriff’s office, 911 emergency communications, animal control, emergency medical services and fire protection. Public works services include road maintenance and construction and building maintenance. The County provides health and welfare services through the public health department, the Department of Family and Children Services and mental health services through Behavioral Health Services of South Georgia. Culture and recreation are funded and provided through a separate millage for the Valdosta-Lowndes County Parks and Recreation Authority and appropriated funds to the South Georgia Regional Library and the Valdosta-Lowndes County Arts Commission. Economic development is supported through a separate millage for the Valdosta-Lowndes County Development Authority and appropriations to the Moody Support Group.

The incorporated areas of Lowndes County consist of five municipalities which are the cities of Dasher, Hahira, Lake Park, Remerton and Valdosta. Each city is governed by a mayor and city council.

The financial statements contained herein include all the activities and functions of Lowndes County that are under the jurisdiction of the Board of Commissioners, as set forth in state and local law. Additionally, three component units are included in these financial statements because of their operational and financial relationships to the County. The Lowndes County Board of Health provides numerous health services to all county residents. The Valdosta-Lowndes County Development Authority provides assistance to new and present business to operate and expand business in Lowndes County. The Valdosta-Lowndes County Parks and Recreation Authority provides recreation services to all county residents.



NATURAL FEATURES AND LAND USE

Lowndes County is located on the Florida border with a major interstate highway system (I-75) that is utilized by many tourists to visit Florida's vacation attractions from across the United States and Canada. The County also has a major state highway that provides commerce and tourism the ability to reach the Georgia coast.

The County has experienced slow steady growth in residential and commercial development in the last 10 years which included the economic recession. The real and personal property tax digest has grown an average of 2.80% over those years. Through planning and zoning the County attempts to maintain a balanced use of land and provide defined areas for residential growth and development as well as areas for commercial and industrial growth. At the same time the County is also expanding recreational land use through the development of new parks. The County is also protective of land use within the areas close to Moody Air Force Base to prevent encroachment that would hamper the mission of the base.

POPULATION

The County population has grown 4.80% in the last ten years. The growth has been driven in part by the expansion of missions at Moody Air Force Base, growth at the local state University, growth in industrial and commercial job opportunities. New housing developments are keeping pace with this growth and the County continues to expand roads and water and sewer systems to keep the infrastructure at the levels needed to meet the demands of growth.

ECONOMIC CONDITION AND OUTLOOK

Lowndes County provides many state-mandated and other services that are the economic back bone for the local economy. Like many counties, Lowndes County is providing new services, which in the past were considered municipal services, to the fastest growing sections of the county in the unincorporated areas.

To assure that the financial strength of Lowndes County is maintained, the financial policies of the County require that the County maintain 120 days of operating expenditures as a fund balance reserve. This policy has been instrumental in achieving excellent ratings from the bond rating agencies.

In July 2019, Lowndes County received an Aa2 rating from Moody's Investors Service. These ratings provided by these independent services demonstrate the conservative and sound fiscal policies that Lowndes County has developed as a management philosophy.

The County has averaged 4.1% unemployment rate the last five years compared to a State average of 4.0%. County population has grown 1.53% since the 2020 census which showed a population of 118,251. County local option sales tax collections was up by 4.48% over the prior year. The gross tax digest increased at a rate of 4.31% over the prior year.

New industry growth as well as growth of existing industries continues to be steady. Construction is increasing especially for new homes near Moody Air Force Base and student housing for Valdosta State University students.

MAJOR INITIATIVES

The County will continue to budget conservatively as it has in the past and will provide the vital services to County residence as economically and efficiently as possible.

Capital improvements that are important to the delivery of services or assist with economic development will be provided as needed. The current approved SPLOST will provide many of the capital improvements required for delivery of services including public safety, public works vehicles and equipment and expansion of fire services.

RELEVANT FINANCIAL POLICIES

The management of Lowndes County has established a comprehensive internal control system that is designed both to protect the county's assets from theft, loss, or misuse and to compile sufficient reliable information for the preparation of the County's financial statements in conformity with generally accepted accounting standards. Because cost of internal controls should not outweigh their benefits, the County's comprehensive framework of internal controls has been designed to provide reasonable rather than absolute assurance of the safeguarding of assets and the proper recording of financial transactions.

An annual budget is adopted (as required by law) by the County for the general, special revenue and debt service funds prior to July 1. The level of control (the level at which expenditures may not legally exceed appropriations) for each legally adopted annual budget is the department level.

AWARDS AND ACKNOWLEDGEMENTS

The County was also awarded the Distinguished Budget Presentation Award for the fiscal year ending June 30, 2022. In order to qualify for the Distinguished Budget Presentation Award, the government's budget document was judged to be proficient in several categories, including as a policy document, as an operation guide, as a financial plan and as a communication device.

The Distinguished Budget Presentation Award is also valid for a period of one year and we believe our 2023 fiscal year budget document continues to conform to the requirements of the award.

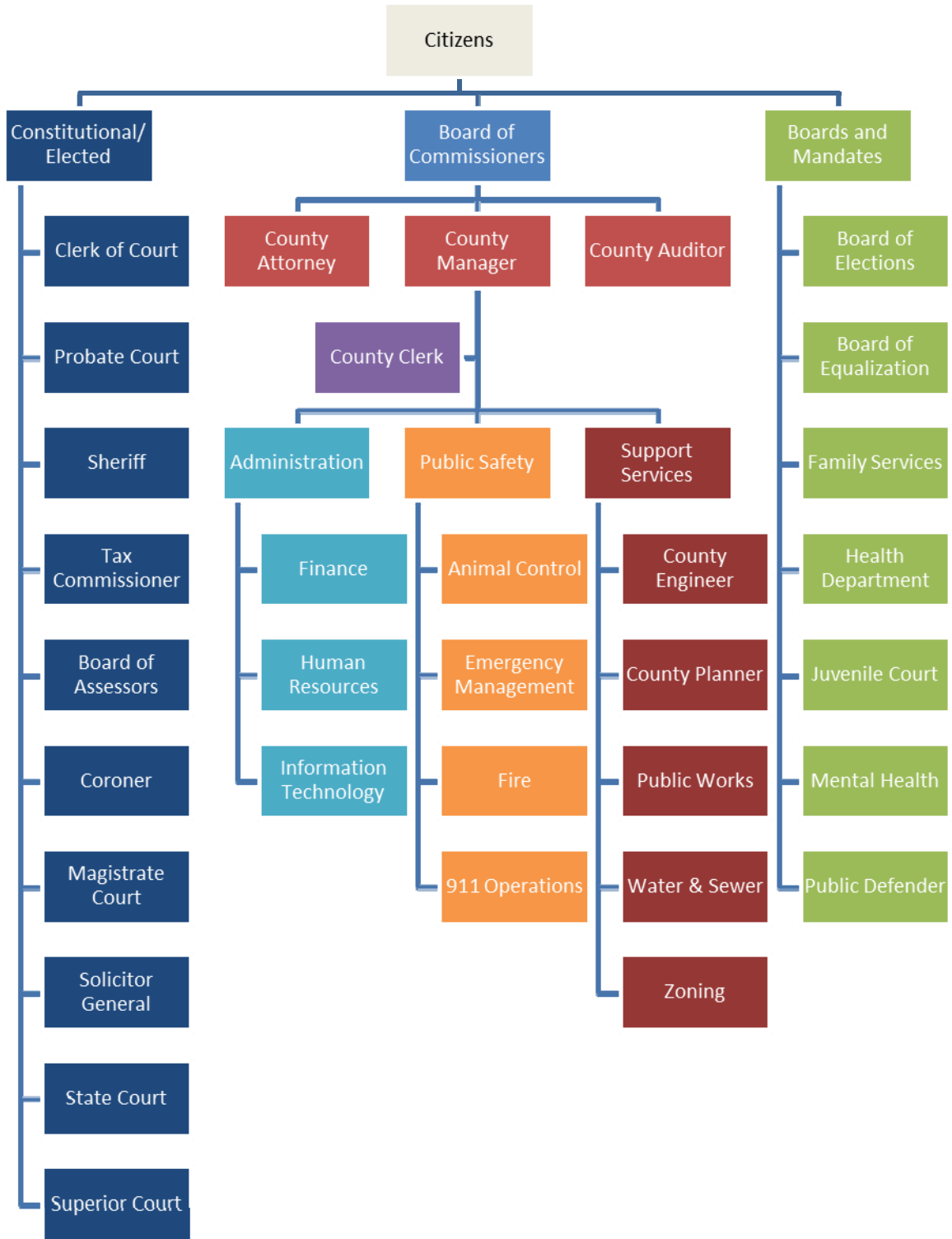
Appreciation is expressed to all members of the Finance Department staff and to our financial consulting firm, Tillman Governmental and Nonprofit Consulting, Inc. for their contribution toward preparation of the ACFR as well as the direction and support of the County Manager's Office.

We also wish to acknowledge the leadership on the Board of Commissioners in its guidance of the financial affairs of the County.

Respectfully,


Stephanie Black

Organizational Structure



Lowndes County, Georgia
Principle Officials



Joyce E. Evans
Commissioner District 1



Bill Slaughter
Chairman



Scott Orenstein
Commissioner District 2



Mark Wisenbaker
Commissioner District 3



Demarcus Marshall
Commissioner District 4



Clay Griner
Commissioner District 5

County Manager
Joe Pritchard

County Attorney
Walter G. Elliott

Elected Officials

Tax Commissioner
Clerk of Court
Sheriff
Superior Court Judge
State Court Judge
Magistrate Court Judge
Probate Judge

Rodney V. Cain
Beth Greene
Ashley Paulk
Harry Jay Altman II
John Kent Edwards
Joni Parker
Detria Carter Powell

FINANCIAL SECTION

INDEPENDENT AUDITORS' REPORT

To the Board of Commissioners
Lowndes County, Georgia

Opinions

We have audited the accompanying financial statements of the governmental activities, the business-type activities, the aggregate discretely presented component units, each major fund, and the aggregate remaining fund information of Lowndes County, Georgia, as of and for the year ended June 30, 2022, and the related notes to the financial statements, which collectively comprise of Lowndes County, Georgia's basic financial statements as listed in the table of contents.

In our opinion, based on our audit and the report of the other auditors, the financial statements referred to above present fairly, in all material respects, the respective financial position of the governmental activities, the business-type activities, the aggregate discretely presented component units, each major fund, and the aggregate remaining fund information of Lowndes County, Georgia, as of June 30, 2022, and the respective changes in financial position, and, where applicable, cash flows thereof for the year then ended in accordance with accounting principles generally accepted in the United States of America.

We did not audit the financial statements of Lowndes County Board of Health and the Valdosta-Lowndes County Parks and Recreation Authority, which represent 36.09 percent, 22.46 percent, and 87.88 percent, respectively, of the assets, net position, and revenues of Lowndes County, Georgia's component units, as of June 30, 2022, and the respective changes in financial position, and where applicable, cash flows thereof for the year then ended. Those statements were audited by other auditors whose report has been furnished to us, and our opinions, insofar as it relates to the amounts included for Lowndes County Board of Health and the Valdosta-Lowndes County Parks and Recreation Authority, is based solely on the report of the other auditors.

Basis for Opinions

We conducted our audit in accordance with auditing standards generally accepted in the United States of America and the standards applicable to financial audits contained in *Government Auditing Standards*, issued by the Comptroller General of the United States. Our responsibilities under those standards are further described in the Auditors' Responsibilities for the Audit of the Financial Statements section of our report. We are required to be independent of Lowndes County, Georgia, and to meet our other ethical responsibilities, in accordance with the relevant ethical requirements relating to our audit. We believe that the audit evidence we have obtained is sufficient and appropriate to provide a basis for our audit opinions.

Emphasis of Matter

Restatement of Beginning Net Position

As described in Note 26 to the financial statements, the County has restated beginning balance of net position to adjust for unearned revenue. Our opinion is not modified with respect to this matter.

Responsibilities of Management for the Financial Statements

Management is responsible for the preparation and fair presentation of the financial statements in accordance with accounting principles generally accepted in the United States of America, and for the design, implementation, and maintenance of internal control relevant to the preparation and fair presentation of financial statements that are free from material misstatement, whether due to fraud or error.

In preparing the financial statements, management is required to evaluate whether there are conditions or events, considered in the aggregate, that raise substantial doubt about Lowndes County, Georgia's ability to continue as a going concern for twelve months beyond the financial statement date, including any currently known information that may raise substantial doubt shortly thereafter.

Auditors' Responsibilities for the Audit of the Financial Statements

Our objectives are to obtain reasonable assurance about whether the financial statements as a whole are free from material misstatement, whether due to fraud or error, and to issue an auditor's report that includes our opinions. Reasonable assurance is a high level of assurance but not absolute assurance and therefore is not a guarantee that an audit conducted in accordance with generally accepted auditing standards and *Government Auditing Standards* will always detect a material misstatement when it exists. The risk of not detecting a material misstatement resulting from fraud is higher than for one resulting from error, as fraud may involve collusion, forgery, intentional omissions, misrepresentations, or the override of internal control. Misstatements are considered material if there is a substantial likelihood that, individually or in the aggregate, they would influence the judgment made by a reasonable user based on the financial statements.

In performing an audit in accordance with generally accepted auditing standards and *Government Auditing Standards*, we:

- Exercise professional judgment and maintain professional skepticism throughout the audit.
- Identify and assess the risks of material misstatement of the financial statements, whether due to fraud or error, and design and perform audit procedures responsive to those risks. Such procedures include examining, on a test basis, evidence regarding the amounts and disclosures in the financial statements.
- Obtain an understanding of internal control relevant to the audit in order to design audit procedures that are appropriate in the circumstances, but not for the purpose of expressing an opinion on the effectiveness of Lowndes County, Georgia's internal control. Accordingly, no such opinion is expressed.
- Evaluate the appropriateness of accounting policies used and the reasonableness of significant accounting estimates made by management, as well as evaluate the overall presentation of the financial statements.
- Conclude whether, in our judgment, there are conditions or events, considered in the aggregate, that raise substantial doubt about Lowndes County, Georgia's ability to continue as a going concern for a reasonable period of time.

We are required to communicate with those charged with governance regarding, among other matters, the planned scope and timing of the audit, significant audit findings, and certain internal control-related matters that we identified during the audit.

Required Supplementary Information

Accounting principles generally accepted in the United States of America require that the Management's Discussion and Analysis (on pages 10 through 20), budgetary comparison information (on pages 73 through 76), and the schedules of historical pension and OPEB information and the related notes (on pages 77 through 86) be presented to supplement the basic financial statements. Such information is the responsibility of management and, although not a part of the basic financial statements, is required by the Governmental Accounting Standards Board who considers it to be an essential part of financial reporting for placing the basic financial statements in an appropriate operational, economic, or historical context. We have applied certain limited procedures to the required supplementary information in accordance with auditing standards generally accepted in the United States

of America, which consisted of inquires of management about the methods of preparing the information and comparing the information for consistency with management's responses to our inquiries, the basic financial statements, and other knowledge we obtained during our audit of the basic financial statements. We do not express an opinion or provide any assurance on the information because the limited procedures do not provide us with sufficient evidence to express an opinion or provide any assurance.

Supplementary Information

Our audit was conducted for the purpose of forming opinions on the financial statements that collectively comprise Lowndes County, Georgia's basic financial statements. The combining and individual nonmajor fund financial statements and schedules, and the certificate of 9-1-1 expenditures are presented for the purposes of additional analysis and are not a required part of the basic financial statements. The schedule of expenditures of special purpose local option sales tax proceeds is presented for purposes of additional analysis as required by the Official Code of Georgia 48-8-121, and are also not a required part of the basic financial statements. The combining and individual non-major financial statements and schedules, the schedule of expenditure of special purpose local option sales tax proceeds, schedule of state contractual assistance, Community Development Block Grant schedules, and the certificate of 9-1-1 expenditures are the responsibility of management and were derived from and relate directly to the underlying accounting and other records used to prepare the basic financial statements. The information has been subjected to the auditing procedures applied in the audit of the basic financial statements and certain additional procedures, including comparing and reconciling such information directly to the underlying accounting and other records used to prepare the basic financial statements or to the basic financial statements themselves, and other additional in accordance with auditing standards generally accepted in the United States of America by us and other auditors. In our opinion, the combining and individual non-major fund financial statements and schedules, the schedule of expenditures of special purpose local option sales tax proceeds, and the certificate of 9-1-1 expenditures are fairly stated in all material respects in relation to the basic financial statements as a whole.

Other Information

Management is responsible for the other information included in the annual report. The other information comprises the introductory and statistical sections but does not include the basic financial statements and our auditors' report thereon. Our opinions on the basic financial statements do not cover the other information, and we do not express an opinion or any form of assurance thereon.

In connection with our audit of the basic financial statements, our responsibility is to read the other information and consider whether a material inconsistency exists between the other information and the basic financial statements, or the other information otherwise appears to be materially misstated. If, based on the work performed we conclude that an uncorrected material misstatement of the other information exists, we are required to describe it in our report.

Other Reporting Required by Government Auditing Standards

In accordance with *Government Auditing Standards*, we have also issued our report dated January 12, 2023, on our consideration of Lowndes County, Georgia's internal control over financial reporting and on our tests of its compliance with certain provisions of laws, regulations, contracts, and grant agreements and other matters. The purpose of that report is solely to describe the scope of our testing of internal control over financial reporting and compliance and the results of that testing, and not to provide an opinion on the effectiveness of Lowndes County, Georgia's internal control over financial reporting or on compliance. That report is an integral part of an audit performed in accordance with Government Auditing Standards in considering Lowndes County, Georgia's internal control over financial reporting and compliance.

Aprio, LLP

Valdosta, GA
January 12, 2023

MANAGEMENT DISCUSSION AND ANALYSIS

LOWNDES COUNTY, GEORGIA
Management's Discussion and Analysis
Required Supplemental Information
For the Year Ended June 30, 2022

As Management of Lowndes County, Georgia, we offer readers of the County's basic financial statements this narrative overview and analysis of the financial activities of the County for the year ending June 30, 2022. This discussion is intended to: 1) assist the reader in understanding significant financial issues; 2) provide an overview of the County's financial activities; 3) identify changes in the County's financial position; and 4) identify individual fund issues or concerns. We encourage our readers to consider the information presented within this Management's discussion and analysis in conjunction with the basic financial statements.

Financial Highlights

Key financial highlights for FY2022 are as follows:

The County's total net position increased by \$20,265,278.

At the end of the current year, the County's governmental funds reported an ending fund balance of \$70,321,726, an increase of \$12,518,986 from the prior year fund balance. The total unassigned governmental fund balance is a positive amount of \$23,241,260.

At the end of the current year, unassigned fund balance for the General Fund was \$23,241,260 which represents 37.25% of total General Fund expenditures.

Net position for business-type activities increased from a balance of \$59,419,417 to \$61,433,972 an increase of \$2,014,559.

Overview of the Financial Statements

This annual report consists of a series of financial statements. These statements are organized so the reader can understand the County as a financial whole or as an entire operating entity. The statements also provide a detailed look at specific financial conditions.

The County's basic financial statements are comprised of three components: County-wide financial statements, fund financial statements, and notes to the financial statements. This report also contains other supplementary information in addition to the basic financial statements themselves.

Government-Wide Financial Statements

The Government-wide financial statements are designed to provide readers with a broad overview of the County's finances, in a manner similar to a private-sector business reporting. All governmental and business-type activities are combined to arrive at a total for the primary government.

LOWNDES COUNTY, GEORGIA
Management's Discussion and Analysis
Required Supplemental Information
For the Year Ended June 30, 2022

Statement of Net Position and the Statement of Activities

The statement of net position presents information on all of the County's assets and liabilities, with the difference between the two reported as net position. The statement of activities presents information showing how the County's net position changed during the current year. These statements are prepared using the accrual basis of accounting similar to the accounting method used by private sector companies. This basis of accounting takes into consideration all of the current year's revenues and expenses, regardless of when the cash is received or paid.

The change in net position is important because it tells the reader whether, for the County as a whole, the financial position of the County has improved or diminished. However, in evaluating the overall position of the County, non-financial information such as changes in the County's tax base and the condition of the County's capital assets will also need to be evaluated.

In the statement of net position and the statement of activities, the County is divided into three kinds of activities:

Governmental Activities—Most of the County's programs and services are reported here, including general government, judicial, public safety, public works, health, human services, culture and recreation and housing and development. These services are funded primarily by taxes and intergovernmental revenues, including federal and state grants and other shared revenues.

Business-Type Activities—These services are provided on a charge for goods or services basis to recover all or most of the cost of the services provided. The County's Water and Sewer, Landfill, and Special Lighting Districts operations are reported here.

Component Units—The County's financial statements include financial data of the Valdosta-Lowndes Development Authority, the Lowndes County Board of Health and the Valdosta-Lowndes County Parks and Recreation Authority. These component units are described in the notes to the financial statements. The component units are separate and may buy; sell, lease, and mortgage property in their own name and can sue or be sued in their own name. Each of these entities issue separate annual audit reports.

Fund Financial Statements

A fund is a grouping of related accounts that is used to maintain control over resources that have been segregated for specific activities or objects. The County, like other state and local governments, uses fund accounting to ensure and demonstrate compliance with finance-related legal requirements. All of the funds of the County can be divided into three categories: governmental funds, proprietary funds, and fiduciary funds. Fund financial statements provide detailed information about the County's major funds. Based on the restriction on the use of moneys, the County has established many funds that account for the multitude of services provided to our residents. The County's major governmental funds are the General Fund and the Capital Projects American Rescue Plan, the Transportation Special Purpose Sales Tax, and the Special Purpose Sales Tax VIII funds.

LOWNDES COUNTY, GEORGIA
Management's Discussion and Analysis
Required Supplemental Information
For the Year Ended June 30, 2022

Governmental Funds—Governmental funds are used to account for essentially the same functions reported as governmental activities on the government-wide financial statements. Most of the County's basic services are reported in these funds that focus on how money flows into and out of the funds and the year end balances available for spending. These funds are reported on the modified accrual basis of accounting that measures cash and all other financial assets that can be readily converted to cash. The governmental fund statements provide a detailed short-term view of the County's general government operations and the basic services being provided, along with the financial resources available.

Because the focus of the governmental funds is narrower than that of the government-wide financial statements, it is useful to compare the information presented for governmental funds with similar information presented for governmental activities on the government-wide financial statements.

By doing so, readers may better understand the long-term effect of the government's short-term financing decisions. Both the governmental fund balance sheet and the governmental fund statement of revenues, expenditures, and changes in fund balances provide a reconciliation to facilitate this comparison between governmental funds and governmental activities.

The County maintains a multitude of individual governmental funds. Information is presented separately on the governmental fund balance sheet and on the governmental fund statement of revenues, expenditures, and changes in fund balances for the major funds, which were identified earlier. Data from the other governmental funds are combined into a single, aggregated presentation. Individual fund data for each of these non-major governmental funds is provided in the form of combining statements elsewhere in this report.

Proprietary Funds—Enterprise funds are used to report the same functions presented as business-type activities on the government-wide financial statements. The County uses enterprise funds to account for the Water and Sewer, Landfill, and Special Tax Lighting District services. Internal Service funds are used to account for the financing of goods or services provided by one department to other departments of the County on a cost-reimbursement basis. The County used internal service funds to account for Equipment Operations, Health Insurance, Workers' Compensation and Technology.

Fiduciary Funds—Fiduciary funds are used to account for resources held for the benefit of parties outside the County. Fiduciary funds are not reflected on the government-wide financial statements because the resources from those funds are not available to support the County's programs. The accounting method used for fiduciary funds is much like that used for the proprietary funds.

Notes to the Financial Statements—The notes provide additional information that is essential to a full understanding of the data provided on the government-wide and fund financial statements.

Other Information—In addition to the basic financial statements and accompanying notes, this report also presents combining and individual fund statements and schedules.

LOWNDES COUNTY, GEORGIA
Management's Discussion and Analysis
Required Supplemental Information
For the Year Ended June 30, 2022

Government-Wide Financial Analysis

The following table reflects the condensed Statement of Net Position:

Lowndes County's Net Position							
<i>(in millions of dollars)</i>							
	<u>Governmental</u>		<u>Business-Type</u>		<u>Total</u>		<u>Total</u>
	<u>Activities</u>		<u>Activities</u>				<u>Percentage</u>
	<u>2021</u>	<u>2022</u>	<u>2021</u>	<u>2022</u>	<u>2021</u>	<u>2022</u>	<u>2021-2022</u>
Assets							
Current and other assets	\$ 114.53	\$ 120.29	\$ 13.75	\$ 13.67	\$ 128.28	\$ 133.96	4.43%
Capital assets, net	138.06	171.08	56.00	57.80	194.06	228.88	17.94%
Total Assets	<u>252.59</u>	<u>291.37</u>	<u>69.75</u>	<u>71.47</u>	<u>322.34</u>	<u>362.84</u>	<u>12.56%</u>
Deferred Outflows of Resources							
	<u>27.83</u>	<u>38.71</u>	<u>1.52</u>	<u>2.09</u>	<u>29.35</u>	<u>40.80</u>	<u>0.00%</u>
Liabilities							
Current and other liabilities	22.75	37.40	1.93	2.08	24.68	39.48	59.97%
Long-term liabilities	142.53	159.66	9.24	9.37	151.77	169.03	11.37%
Total Liabilities	<u>165.28</u>	<u>197.06</u>	<u>11.17</u>	<u>11.45</u>	<u>176.45</u>	<u>208.51</u>	<u>18.17%</u>
Deferred Inflows of Resources							
	<u>14.34</u>	<u>14.05</u>	<u>0.68</u>	<u>0.68</u>	<u>15.02</u>	<u>14.73</u>	<u>0.00%</u>
Net Position							
Net investment in capital assets	89.64	135.70	51.23	54.00	140.87	189.70	34.66%
Restricted	30.66	27.18	-	-	30.66	27.18	-11.35%
Unrestricted	(19.50)	(43.91)	8.19	7.43	(11.31)	(36.48)	-222.55%
Total Net Position	<u>\$ 100.80</u>	<u>\$ 118.97</u>	<u>\$ 59.42</u>	<u>\$ 61.43</u>	<u>\$ 160.22</u>	<u>\$ 180.40</u>	<u>12.60%</u>

As noted earlier, the County's net position, when reviewed over time, may serve as a useful indicator of the County's financial position. In the case of the County, assets and deferred outflows exceeded liabilities and deferred inflows by \$180,405,258. Net position was \$118,971,286 in governmental activities and \$61,433,972 in business-type activities as of June 30, 2022. The largest portion of the County's net position is its investment in capital assets e.g., land and improvements, buildings and building improvements, improvements other than buildings, machinery and equipment, vehicles, and infrastructure) less any related debt used to acquire those assets that is still outstanding. The County uses these capital assets to provide services to citizens; consequently, these assets are not available for future spending. Although the County's investment in its capital assets is reported net of related debt, it should be noted that the resources needed to repay this debt must be provided from other sources since the capital assets themselves cannot be used to liquidate these liabilities. Another 12.77% of net position is restricted for use on capital projects.

LOWNDES COUNTY, GEORGIA
Management's Discussion and Analysis
Required Supplemental Information
For the Year Ended June 30, 2022

An additional portion of the County's net position which is 2.30% represents resources that are subject to other restrictions on how they can be used. Unrestricted deficit net position represents a deficit of (20.22)% of net position.

The next table shows the changes in net position for the year ending June 30, 2022 and 2021.

Changes in Lowndes County's Net Position
(in millions of dollars)

	Governmental		Business-Type		Total		Total
	Activities		Activities				Percentage
	Restated						Change
	2021	2022	2021	2022	2021	2022	2021-2022
Revenues							
Program Revenues							
Charges for services	\$ 15.27	\$ 12.82	\$ 10.57	\$ 11.07	\$ 25.84	\$ 23.89	(7.55) %
Operating grants and contributions	2.72	2.20	-	-	2.72	2.20	(19.12) %
Capital grants and contributions	1.47	1.22	-	-	1.47	1.22	(17.01) %
Total Program Revenues	19.46	16.24	10.57	11.07	30.03	27.31	(9.06) %
General Revenues							
Property taxes	39.75	44.36	-	-	39.75	44.36	11.60 %
Alcoholic beverage taxes	0.53	0.51	-	-	0.53	0.51	(3.77) %
Occupational taxes	0.60	0.61	-	-	0.60	0.61	1.67 %
Hotel/motel taxes	0.45	0.68	-	-	0.45	0.68	51.11 %
Franchise taxes	0.33	0.32	-	-	0.33	0.32	(3.03) %
Insurance premium taxes	3.60	3.73	-	-	3.60	3.73	3.61 %
Sales taxes	32.27	37.59	-	-	32.27	37.59	16.49 %
Public utility taxes	1.38	1.41	-	-	1.38	1.41	2.17 %
Miscellaneous	1.89	1.80	-	-	1.89	1.80	(4.76) %
Capital contributions	-	-	7.68	0.82	7.68	0.82	- %
Total General Revenues	80.80	91.01	7.68	0.82	88.48	91.83	3.79 %
Total Revenues	100.26	107.25	18.25	11.89	118.51	119.14	0.53 %

LOWNDES COUNTY, GEORGIA
Management's Discussion and Analysis
Required Supplemental Information
For the Year Ended June 30, 2022

Changes in Lowndes County's Net Position
(in millions of dollars)

	Governmental Activities		Business-Type Activities		Total		Total Percentage Change
	2021	2022	2021	2022	2021	2022	2021-2022
Expenses							
Governmental Activities:							
General Government							
Legislative and executive	\$ 14.27	\$ 15.47	\$ -	\$ -	\$ 14.27	\$ 15.47	8.41 %
Judicial	8.63	9.65	-	-	8.63	9.65	11.82 %
Public safety	33.84	41.59	-	-	33.84	41.59	22.90 %
Public works	16.94	10.89	-	-	16.94	10.89	(35.71) %
Health and welfare	0.78	0.78	-	-	0.78	0.78	- %
Culture and recreation	5.43	5.81	-	-	5.43	5.81	7.00 %
Housing and development	5.35	5.41	-	-	5.35	5.41	1.12 %
Interest on long-term debt	0.11	0.08	-	-	0.11	0.08	(27.27) %
Business-type Activities:							
Water and sewer	-	-	6.97	8.59	6.97	8.59	23.24 %
Landfill	-	-	0.21	0.29	0.21	0.29	38.10 %
Special tax lighting district	-	-	0.38	0.40	0.38	0.40	5.26 %
Total Expenses	85.35	89.68	7.56	9.28	92.91	98.96	6.51 %
Revenue Over (Under) Expenses	14.91	17.57	10.69	2.61	25.60	20.18	(21.17) %
Transfers	0.60	0.60	(0.60)	(0.60)	-	-	- %
Increase (Decrease) in Net Position	15.51	18.17	10.09	2.01	25.60	20.18	(21.17) %
Net Position, Restated	85.29	100.80	49.33	59.42	134.62	160.22	19.02 %
Net Position, Ending	\$ 100.80	\$ 118.97	\$ 59.42	\$ 61.43	\$ 160.22	\$ 180.40	12.60 %

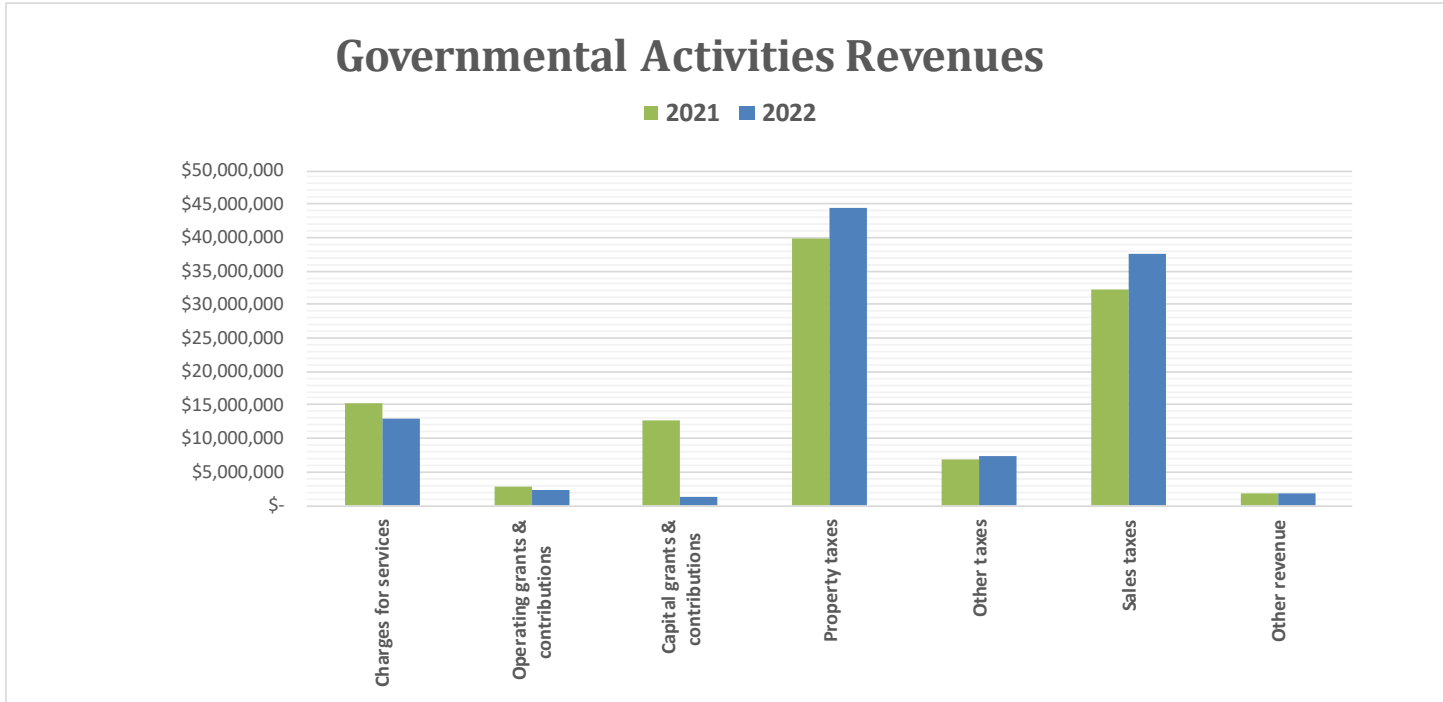
LOWNDES COUNTY, GEORGIA
 Management’s Discussion and Analysis
 Required Supplemental Information
 For the Year Ended June 30, 2022

Government Activities

The largest portion of the County’s program revenue is from charges for services which accounted for \$12,825,886 or 79% of total program revenues. These charges include licenses and permits, fines and forfeitures related to judicial activity, fees for real estate transfers, fees associated with the collection of property taxes and fees charged through various County governmental departments.

Sales tax revenues are the major contributor to general revenues and account for \$37,590,443 or 41% of total general revenues. Another major component was property taxes, which accounted for \$44,358,552 or 49% of total general revenues.

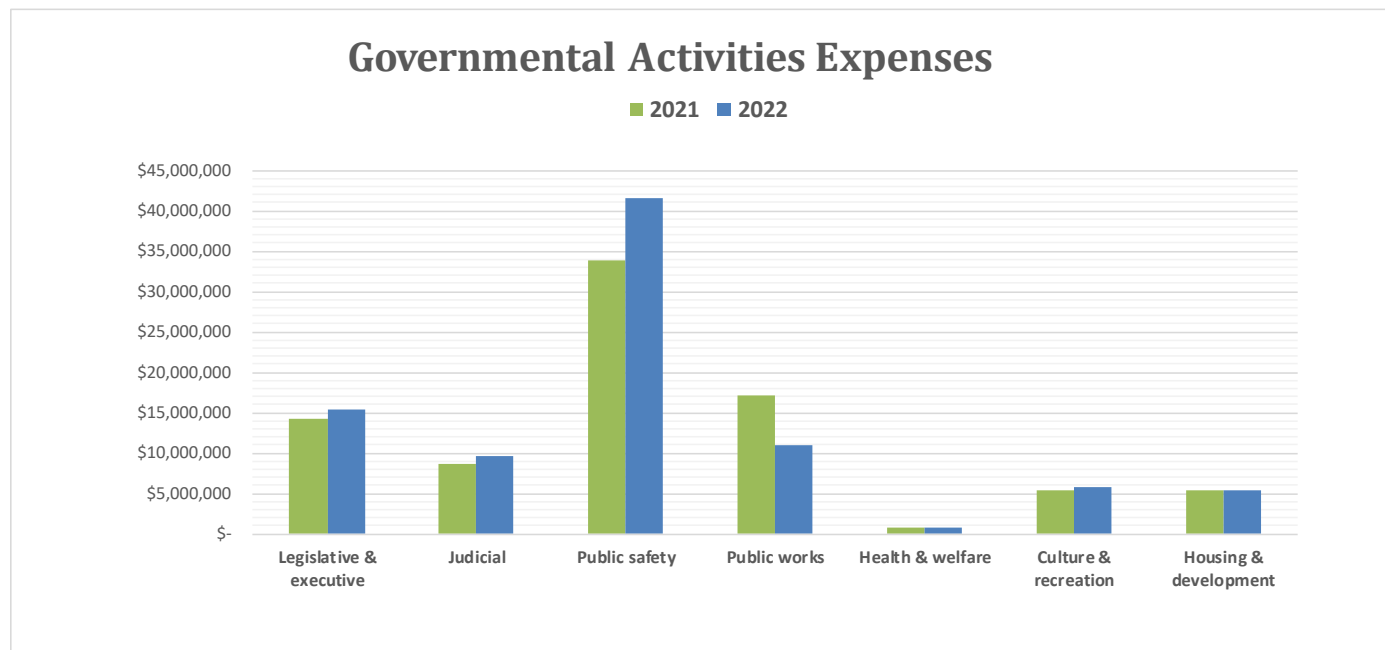
Property taxes showed an increase. Sales taxes were up and showed consistent growth.



LOWNDES COUNTY, GEORGIA
 Management’s Discussion and Analysis
 Required Supplemental Information
 For the Year Ended June 30, 2022

Government Activities – Continued

The following chart compares governmental activities expenses for the year ending June 30, 2021 and 2022. Expenses went up due to rises in fringe benefit cost.



The following table provides the total cost of services and the net cost of services for the governmental activities. The statement of activities reflects the cost of program services and the charges for services, and sales, grants, and contributions offsetting these services. The net cost of services identifies the cost of those services supported by tax revenues and unrestricted intergovernmental revenues.

Net Cost of Lowndes County's Governmental Activities
 (in millions of dollars)

<u>Function</u>	<u>Total Cost of Services</u>		<u>Percentage Change</u>	<u>Net Cost of Services</u>		<u>Percentage Change</u>
	<u>2021</u>	<u>2022</u>	<u>2021-2022</u>	<u>2021</u>	<u>2022</u>	<u>2021-2022</u>
General Government						
Legislative and executive	\$ 14.27	\$ 15.47	8.41 %	\$ 11.83	\$ 13.73	16.03 %
Judicial	8.63	9.65	11.82 %	2.79	3.99	42.93 %
Public safety	33.84	41.59	22.90 %	27.57	34.36	24.61 %
Public works	16.94	10.89	(35.71) %	3.87	9.47	144.70 %
Health and welfare	0.78	0.78	- %	(2.33)	0.65	(127.79) %
Culture and recreation	5.43	5.81	7.00 %	5.43	5.81	6.96 %
Housing and development	5.35	5.41	1.12 %	5.30	5.36	1.15 %
Interest on long-term debt	0.11	0.08	(27.27) %	0.11	0.08	(23.37) %
Total	\$ 85.35	\$ 89.68	5.07 %	\$ 54.57	\$ 73.44	34.58 %

LOWNDES COUNTY, GEORGIA
Management's Discussion and Analysis
Required Supplemental Information
For the Year Ended June 30, 2022

Business-Type Activities

The net position for business-type activities increased \$2,014,559 during the year ending June 30, 2022. The major source of revenue was from charges for services for water and sewer services which amounted to \$8,013,274. The increase was mainly due to the capital contributions from SPLOST funds.

Financial Analysis of County Funds

The County uses fund accounting to ensure and demonstrate compliance with finance related legal requirements.

Governmental Funds

The focus of the County's governmental funds is to provide information on near-term inflows, outflows, and balances of spendable resources. Such information is useful in assessing the County's financing requirements. In particular, unassigned fund balance may serve as a useful measure of the County's net resources available for spending at the end of the year.

As of June 30, 2022, the County's governmental funds reported a combined ending fund balance of \$70,321,726 an increase of \$12,518,986. Areas of increase included sales tax income, court charges, and property taxes.

The County had \$23,241,260 of unassigned fund balance which is available for spending at the County's discretion. The remainder of the fund balance is reserved to indicate that it is not available for new spending because it has already been committed to a variety of other restricted or assigned purposes has a balance of \$47,080,466.

Major Funds:

The General Fund is the primary operating fund of the County. At the end of June 30, 2022, the unassigned fund balance was \$23,241,260 while total fund balance was \$37,769,732. As a measure of the General Fund's liquidity, it may be useful to compare both unassigned fund balance and total fund balance to total fund expenditures that were \$62,388,276. Unassigned fund balance represents 39.08% to total General Fund expenditures, while the total fund balance represents 69.35% of that same amount.

The American Rescue Plan Fund account for grant funds provided for corona virus relief. The funds provided during FY2022 were \$11,402,370 and none of the fund were expended during FY2022 so the grant funds have been deferred until spent.

The Capital Projects Transportation Sales Tax expended \$7,099,859 in capital improvements, and public works and received \$7,526,835 in sales tax income. The revenue exceeded expenditures by \$426,976 resulting in an ending fund balance of \$404,638.

The Capital Projects SPLOST VIII Fund which began on January 1, 2021 expended \$21,209,753 in appropriations to other governments, capital improvements, and public works and received \$28,847,935 in sales tax and investment income. The revenue exceeded expenditures by \$7,638,182 resulting in an ending fund balance of \$19,924,345.

LOWNDES COUNTY, GEORGIA
Management's Discussion and Analysis
Required Supplemental Information
For the Year Ended June 30, 2022

Enterprise Funds

The County's enterprise funds provide the same type of information found in the government-wide financial statements, but in more detail.

Total Net Position of the Water & Sewer Fund at June 30, 2022, was \$58,596,915. Total Net Position increased by \$1,491,536. A large portion of this increase was due to capital contributions provided through SPLOST funds.

The Landfill Fund oversees the post-closure expenses of a closed landfill. Solid waste host fees provide revenue to cover these expenses which have been accrued to cover the anticipated cost of monitoring the landfill in accordance with environmental regulations.

The Special Tax Lighting District oversees special districts that are accessed taxes to cover the cost of providing lighting to the district.

Budgetary Highlights

By State statute, the Board of County Commissioners adopts the annual operating budget for the County on or before the first day of the fiscal year.

For the General Fund, changes from the original to the final budget represent increases in fringe benefits than were anticipated in the original budget. Despite the increases the general fund had a positive net change in fund balance due to higher-than-expected revenue and the contingency budget. The County maintained its fund balance reserves in accordance with the financial policies.

Capital Assets

The County's capital assets for governmental and business-type activities as of June 30, 2022, were \$194,075,881 (net of accumulated depreciation). This investment in capital assets includes land and improvements, buildings and improvements, improvements other than buildings, machinery and equipment, vehicles, and infrastructure.

Major capital asset events during FY2022 included continued improvements to roads and public safety equipment.

Note 8 (Capital Assets) provides additional information about capital asset activity during FY2022.

LOWNDES COUNTY, GEORGIA
Management's Discussion and Analysis
Required Supplemental Information
For the Year Ended June 30, 2022

Debt

The County backed the refinancing of prior revenue bonds and to issue additional revenue bonds for the Valdosta-Lowndes Development Authority during FY2021 to provide funding for economic development projects. The bonds are being paid from the 1 mil of property taxes accessed for the Authority.

Standards & Poor's Corporation has assigned an underlying rating of AA- to these new bonds. However, a AAA credit rating was listed on the bonds since insurance was purchased from Financial Security Assurance, Inc. guaranteeing bond payments.

The County provided backing for bonds issued by the Hospital Authority of Valdosta and Lowndes County, Georgia during FY2012 in the amount of \$148,280,000. Additional information can be found in Note 22 for contingent liabilities.

In addition to the bonded debt, the County's long-term obligations include compensated absences and closure/postclosure liability. Additional information on the County's long-term debt can be found in Notes 14 to 18 of this report.

Economic Factors

Property tax revenue increased by 11.60% over the prior year. This has allowed the County to maintain current millage rates and stay ahead of rising cost through FY2022.

The local option sales tax revenues increased 4.48%.

The County had a June 2022 rate for unemployment of 3.1% compared to the state rate of 2.9%.

Requests for Information

This financial report is designed to provide a general overview of the County's finances for all those with an interest in the government's finances. Questions concerning any of the information provided in this report or requests for additional information should be addressed to the Lowndes County Finance Director, 300 North Patterson Street, Valdosta, GA 31601.

BASIC FINANCIAL STATEMENTS

LOWNDES COUNTY, GEORGIA
STATEMENT OF NET POSITION
June 30, 2022

Primary Government

	Governmental Activities	Business-Type Activities	Total Primary Government
ASSETS			
Equity in pooled cash and cash equivalents	\$ 75,363,956	\$ 12,506,536	\$ 87,870,492
Cash and cash equivalents in segregated accounts	23,801,453	-	23,801,453
Certificate of deposit	122,065	-	122,065
Receivables (net of allowance for doubtful accounts):			
Taxes	915,191	-	915,191
Accounts	2,233,107	1,166,181	3,399,288
Sales tax	5,660,436	-	5,660,436
Lease receivables	-	-	-
Due from other governments	1,519	-	1,519
Materials and supplies inventory	277,883	-	277,883
Prepaid items	323,165	-	323,165
Net OPEB Asset	-	-	-
Right of use asset, net of accumulated amortization	-	-	-
Restricted unused capital lease funds	11,594,103	5	11,594,108
Nondepreciable capital assets	53,163,574	12,736,293	65,899,867
Depreciable capital assets, net	117,910,008	45,058,055	162,968,063
	<u> </u>	<u> </u>	<u> </u>
TOTAL ASSETS	\$ 291,366,460	\$ 71,467,070	\$ 362,833,530
DEFERRED OUTFLOWS OF RESOURCES			
Bond refunding	\$ 33,563	\$ 84,068	\$ 117,631
Pensions	7,596,801	379,529	7,976,330
Other post employment benefits	31,087,362	1,629,907	32,717,269
	<u> </u>	<u> </u>	<u> </u>
TOTAL DEFERRED OUTFLOWS OF RESOURCES	\$ 38,717,726	\$ 2,093,504	\$ 40,811,230

The accompanying notes are an integral part of these financial statements.

Component Units

Lowndes County Board of Health	Valdosta- Lowndes Development Authority	Valdosta- Lowndes County Parks & Recreation Authority
\$ -	\$ -	\$ -
2,356,069	11,328,684	1,691,690
-	-	-
-	-	386,829
-	534,243	19,578
-	-	-
-	711,298	-
1,830,443	-	-
-	-	-
-	13,401	44,464
1,205,793	-	-
190,991	-	-
-	301,836	-
-	17,179,731	3,551,052
<u>436,929</u>	<u>3,358,438</u>	<u>7,161,090</u>
<u>\$ 6,020,225</u>	<u>\$ 33,427,631</u>	<u>\$ 12,854,703</u>
\$ -	\$ -	\$ -
3,943,826	-	468,785
<u>1,298,902</u>	<u>-</u>	<u>-</u>
<u>\$ 5,242,728</u>	<u>\$ -</u>	<u>\$ 468,785</u>

LOWNDES COUNTY, GEORGIA
STATEMENT OF NET POSITION - CONTINUED
June 30, 2022

	Primary Government		
	Governmental Activities	Business-Type Activities	Total Primary Government
LIABILITIES			
Accounts payable	\$ 4,768,225	\$ 516,181	\$ 5,284,406
Estimated health claims payable	702,042	-	702,042
Accrued wages	932,750	31,462	964,212
Accrued expenses	2,959,025	8,286	2,967,311
Due to other governments	2,609,271	-	2,609,271
Unearned revenue	22,811,646	103,984	22,915,630
Payable from restricted assets:			
Customer deposits	-	303,795	303,795
Due within one year:			
Compensated absences payable	847,526	47,308	894,834
Right of use liability	-	-	-
Capital lease obligations	747,377	-	747,377
Bonds payable	1,017,146	850,410	1,867,556
Notes payable	-	134,310	134,310
Landfill postclosure cost	-	84,119	84,119
Due in more than one year:			
Compensated absences payable	665,913	37,171	703,084
Right of use liability	-	-	-
Capital lease obligation	44,204,349	-	44,204,349
Bonds payable	1,036,013	1,764,178	2,800,191
Notes payable	-	1,042,753	1,042,753
Landfill postclosure cost	-	841,186	841,186
Net pension liability	12,909,088	644,925	13,554,013
Net other postemployment benefits	100,848,914	5,039,264	105,888,178
TOTAL LIABILITIES	\$ 197,059,285	\$ 11,449,332	\$ 208,508,617
DEFERRED INFLOWS OF RESOURCES			
Pensions	\$ 8,071,852	\$ 403,262	\$ 8,475,114
Leases	-	-	-
Other post employment benefits	5,981,763	274,008	6,255,771
TOTAL DEFERRED INFLOWS OF RESOURCES	\$ 14,053,615	\$ 677,270	\$ 14,730,885
COMBINED LIABILITIES AND DEFERRED			
INFLOWS OF RESOURCES	\$ 211,112,900	\$ 12,126,602	\$ 223,239,502
NET POSITION			
Net investment in capital assets	135,696,363	54,002,697	189,699,060
Restricted for:			
Jail operations	659,242	-	659,242
Drug enforcement operations	965,707	-	965,707
Drug education and treatment	4,996	-	4,996
Law library	531,761	-	531,761
Victim assistance	101,991	-	101,991
911 emergency telephone	576,092	-	576,092
Fire services	1,311,111	-	1,311,111
Public health programs	-	-	-
Debt services	-	-	-
Tourism development	-	-	-
Capital projects	23,029,515	-	23,029,515
Unrestricted	(43,905,492)	7,431,275	(36,474,217)
TOTAL NET POSITION	\$ 118,971,286	\$ 61,433,972	\$ 180,405,258

The accompanying notes are an integral part of these financial statements.

Component Units		
Lowndes County Board of Health	Valdosta- Lowndes Development Authority	Valdosta- Lowndes County Parks & Recreation Authority
\$ -	\$ 179,070	\$ 186,084
-	-	-
-	-	-
15,961	175,895	77,071
16,573	-	-
40,000	-	27,440
-	-	-
517,361	-	40,180
56,525	-	-
-	-	-
-	1,105,000	-
-	-	174,020
-	-	-
344,907	-	81,204
134,466	-	-
-	-	-
-	14,150,000	-
-	-	2,241,307
-	-	-
5,731,227	-	445,307
<u>676,633</u>	<u>-</u>	<u>-</u>
<u>\$ 7,533,653</u>	<u>\$ 15,609,965</u>	<u>\$ 3,272,613</u>
\$ 5,297,015	\$ -	\$ 367,383
-	684,438	-
<u>3,151,702</u>	<u>-</u>	<u>-</u>
<u>\$ 8,448,717</u>	<u>\$ 684,438</u>	<u>\$ 367,383</u>
<u>\$ 15,982,370</u>	<u>\$ 16,294,403</u>	<u>\$ 3,639,996</u>
436,929	5,283,169	8,296,815
-	-	-
-	-	-
-	-	-
-	-	-
-	-	-
2,506,420	-	-
-	301,836	-
-	-	30,969
-	-	-
<u>(7,662,766)</u>	<u>11,548,223</u>	<u>1,355,708</u>
<u>\$ (4,719,417)</u>	<u>\$ 17,133,228</u>	<u>\$ 9,683,492</u>

LOWNDES COUNTY, GEORGIA
 STATEMENT OF ACTIVITIES
 For the Year Ended June 30, 2022

FUNCTION/PROGRAM	Expenses	Program Revenues		
		Charges for Services	Operating Grants, Contributions, and Interest	Capital Grants, Contributions, and Interest
GOVERNMENTAL ACTIVITIES				
General Government				
Legislative and Executive	\$ 15,465,331	\$ 1,709,426	\$ 30,001	\$ -
Judicial	9,645,129	4,977,712	679,604	-
Public Safety	41,591,739	5,989,408	1,247,103	-
Public Works	10,892,354	118,804	82,979	1,220,677
Health and Welfare	785,791	30,536	107,750	-
Culture and Recreation	5,808,043	-	-	-
Housing and Development	5,409,713	-	48,684	-
Interest on Long-term Debt	84,296	-	-	-
TOTAL GOVERNMENTAL ACTIVITIES	89,682,396	12,825,886	2,196,121	1,220,677
BUSINESS-TYPE ACTIVITIES				
Water and Sewer	8,590,976	9,710,043	-	822,469
Landfill	292,018	921,511	-	-
Special Tax Lighting District	395,370	438,900	-	-
TOTAL BUSINESS-TYPE ACTIVITIES	9,278,364	11,070,454	-	822,469
TOTAL PRIMARY GOVERNMENT	\$ 98,960,760	\$ 23,896,340	\$ 2,196,121	\$ 2,043,146
COMPONENT UNITS				
Lowndes County Board of Health	\$ 17,879,376	\$ 2,334,264	\$ 17,447,388	\$ -
Valdosta-Lowndes Development Authority	2,497,032	-	-	32,791
Valdosta-Lowndes County Parks & Recreation Authority	5,714,220	677,829	101,113	77,272
TOTAL COMPONENT UNITS	\$ 26,090,628	\$ 3,012,093	\$ 17,548,501	\$ 110,063

GENERAL REVENUES
 Property Taxes Levied for:
 General Operating
 Alcoholic Beverage Taxes
 Occupational Taxes
 Hotel/Motel Taxes
 Franchise Taxes
 Insurance Premium Taxes
 Sales Taxes
 Public Utility Taxes
 Miscellaneous Income
 Gain (loss) on disposal of capital asset
 Investment Income
TOTAL GENERAL REVENUES

EXCESS (DEFICIT) BEFORE TRANSFERS &
 TRANSFERS IN (OUT)
 CHANGES IN NET POSITION

NET POSITION, RESTATED

NET POSITION, END OF YEAR

The accompanying notes are an integral part of these financial statements.

Net (Expense) Revenue and Changes in Net Position

Primary Government			Component Units		
Governmental Activities	Business-Type Activities	Total	Lowndes County Board of Health	Valdosta-Lowndes County Industrial Parks & Recreation Authority	Valdosta-Lowndes County Parks & Recreation Authority
\$ (13,725,904)	\$ -	\$ (13,725,904)	\$ -	\$ -	\$ -
(3,987,813)	-	(3,987,813)	-	-	-
(34,355,228)	-	(34,355,228)	-	-	-
(9,469,894)	-	(9,469,894)	-	-	-
(647,505)	-	(647,505)	-	-	-
(5,808,043)	-	(5,808,043)	-	-	-
(5,361,029)	-	(5,361,029)	-	-	-
(84,296)	-	(84,296)	-	-	-
<u>(73,439,712)</u>	<u>-</u>	<u>(73,439,712)</u>	<u>-</u>	<u>-</u>	<u>-</u>
-	1,941,536	1,941,536	-	-	-
-	629,493	629,493	-	-	-
-	<u>43,530</u>	<u>43,530</u>	-	-	-
-	<u>2,614,559</u>	<u>2,614,559</u>	-	-	-
<u>\$ (73,439,712)</u>	<u>\$ 2,614,559</u>	<u>\$ (70,825,153)</u>	<u>\$ -</u>	<u>\$ -</u>	<u>\$ -</u>
\$ -	\$ -	\$ -	\$ 1,902,276	\$ -	\$ -
-	-	-	-	(2,464,241)	-
-	-	-	-	-	(4,858,006)
<u>\$ -</u>	<u>\$ -</u>	<u>\$ -</u>	<u>\$ 1,902,276</u>	<u>\$ (2,464,241)</u>	<u>\$ (4,858,006)</u>
44,358,552	-	44,358,552	-	3,591,044	4,218,006
509,508	-	509,508	-	-	-
608,723	-	608,723	-	-	-
676,467	-	676,467	-	-	-
322,568	-	322,568	-	-	-
3,734,704	-	3,734,704	-	-	-
37,590,443	-	37,590,443	-	-	-
1,407,283	-	1,407,283	-	-	-
1,797,818	-	1,797,818	-	64,631	28,830
84,365	-	84,365	-	(273,557)	-
-	-	-	-	15,607	-
<u>91,090,431</u>	<u>-</u>	<u>91,090,431</u>	<u>-</u>	<u>3,397,725</u>	<u>4,246,836</u>
17,650,719	2,614,559	20,265,278	1,902,276	933,484	(611,170)
600,000	(600,000)	-	-	-	-
18,250,719	2,014,559	20,265,278	1,902,276	933,484	(611,170)
<u>100,720,567</u>	<u>59,419,413</u>	<u>160,139,980</u>	<u>(6,621,693)</u>	<u>16,199,744</u>	<u>10,294,662</u>
<u>\$ 118,971,286</u>	<u>\$ 61,433,972</u>	<u>\$ 180,405,258</u>	<u>\$ (4,719,417)</u>	<u>\$ 17,133,228</u>	<u>\$ 9,683,492</u>

LOWNDES COUNTY, GEORGIA
 GOVERNMENTAL FUNDS
 BALANCE SHEET
 June 30, 2022

	<u>General</u>	<u>Capital Projects</u>			<u>Other Governmental Funds</u>	<u>Total</u>
		<u>American Rescue Plan Fund</u>	<u>Transportation Special Purpose Sales Tax</u>	<u>Special Purpose Local Option Sales Tax VIII</u>		
ASSETS						
Equity in pooled cash and cash equivalents	\$ 39,319,319	\$ 22,804,739	\$ -	\$ -	\$ 9,379,332	\$ 71,503,390
Cash and cash equivalents in segregated accounts	13,153	-	518,385	20,214,293	3,055,621	23,801,452
Certificate of deposit	-	-	-	-	122,064	122,064
Prepaid item	-	-	-	-	5,332	5,332
Receivables (net of allowance for doubtful accounts)						
Taxes	915,191	-	-	-	-	915,191
Accounts	1,345,495	-	-	-	785,770	2,131,265
Sales Tax	1,504,945	-	1,562,951	2,592,540	76,154	5,736,590
Due from other governments	-	-	-	-	1,519	1,519
Interfund receivable	167,645	-	-	-	-	167,645
TOTAL ASSETS	\$ 43,265,748	\$ 22,804,739	\$ 2,081,336	\$ 22,806,833	\$ 13,425,792	\$104,384,448

The accompanying notes are an integral part of these financial statements.

LOWNDES COUNTY, GEORGIA
 GOVERNMENTAL FUNDS
 BALANCE SHEET - CONTINUED
 June 30, 2022

	General	Capital Projects			Other Governmental Funds	Total
		American Rescue Plan Fund	Transportation Special Purpose Sales Tax	Special Purpose Local Option Sales Tax VIII		
LIABILITIES, DEFERRED INFLOWS OF RESOURCES AND FUND BALANCES						
LIABILITIES						
Accounts payable	\$ 1,938,946	\$ -	\$ 1,676,698	\$ 275,877	\$ 898,270	\$ 4,789,791
Accrued wages	521,230	-	-	-	129,959	651,189
Accrued liabilities	2,266,730	-	-	-	-	2,266,730
Due to other governments	2,660	-	-	2,606,611	-	2,609,271
Interfund payable	-	-	-	-	167,645	167,645
Unearned revenue	-	22,804,739	-	-	6,907	22,811,646
TOTAL LIABILITIES	4,729,566	22,804,739	1,676,698	2,882,488	1,202,781	33,296,272
DEFERRED INFLOWS OF RESOURCES						
Unavailable revenue - property taxes	766,450	-	-	-	-	766,450
TOTAL DEFERRED INFLOWS OF RESOURCES	766,450	-	-	-	-	766,450
FUND BALANCES						
Restricted for:						
Jail operations	-	-	-	-	659,242	659,242
Drug enforcement	-	-	-	-	965,707	965,707
Drug education and treatment	-	-	-	-	4,996	4,996
Law library	-	-	-	-	531,761	531,761
Victim assistance	-	-	-	-	101,991	101,991
911 emergency telephone	-	-	-	-	576,092	576,092
Fire services	-	-	-	-	1,311,111	1,311,111
Capital projects	-	-	404,638	19,924,345	2,700,532	23,029,515
Assigned for:						
Unincorporated services	-	-	-	-	5,371,579	5,371,579
Property tax roll back	14,528,472	-	-	-	-	14,528,472
Unassigned reported in:						
General Fund	23,241,260	-	-	-	-	23,241,260
TOTAL FUND BALANCES	37,769,732	-	404,638	19,924,345	12,223,011	70,321,726
TOTAL LIABILITIES, DEFERRED INFLOWS OF RESOURCES AND FUND BALANCES	\$ 43,265,748	\$ 22,804,739	\$ 2,081,336	\$ 22,806,833	\$ 13,425,792	\$104,384,448

The accompanying notes are an integral part of these financial statements.

LOWNDES COUNTY, GEORGIA
 RECONCILIATION OF TOTAL GOVERNMENTAL FUND BALANCES
 TO NET POSITION OF GOVERNMENTAL ACTIVITIES
 June 30, 2022

Total Governmental Funds Balances \$ 70,321,726

**Amounts reported for governmental activities on the
 statement of net position are different because of the following:**

Capital assets used in governmental activities are not
 financial resources and, therefore, are not reported in the funds. 171,073,583

Revenue are not available to pay for current period expenditures
 and, therefore, are not reported in the funds.
 Deferred tax revenue 766,450

Deferred outflows/(inflows) of governmental activities are not current financial
 resources and therefore are not reported in the governmental funds.
 Deferred outflows - pension and OPEB 38,684,163
 Deferred inflows - pension and OPEB (14,053,615)
 Deferred charge on bond refunding 33,563

The net other postemployment benefits obligation are not financial resources and
 therefore are not reported in the governmental funds. (100,848,913)

Some liabilities are not due and payable in the current
 period and, therefore, are not reported in the funds:
 Accrued interest (2,294)
 Compensated absences payable (1,513,437)
 Bonds payable (2,010,000)
 Unamortized bond premium (43,159)
 Net pension liability (12,909,088)
 Capital leases payable (44,951,726)

Internal service funds are used by management to charge the cost of certain
 group insurance, fleet and equipment maintenance and technology services
 to individual funds. Assets and liabilities of these funds are included in
 governmental activities in the statement of net position.
 Internal service funds net position 2,698,460
 Adjusted for items accounted for above:
 Capital assets less accumulated depreciation (32,280,392)
 Capital leases payable 43,988,290
 Compensated absences payable 17,675
14,424,033

Net Position of Governmental Activities \$ 118,971,286

The accompanying notes are an integral part of these financial statements.

LOWNDES COUNTY, GEORGIA
 GOVERNMENTAL FUNDS
 STATEMENT OF REVENUES, EXPENDITURES AND CHANGES IN FUND BALANCES
 For the Year Ended June 30, 2022

	General	Capital Projects			Other Governmental Funds	Total
		American Rescue Plan Fund	Transportation Special Purpose Sales Tax	Special Purpose Local Option Sales Tax VIII		
REVENUES:						
Taxes	\$ 58,846,086	\$ -	\$ 7,526,835	\$ 28,839,140	\$ 9,753,188	\$ 104,965,249
Licenses and permits	-	-	-	-	162,282	162,282
Intergovernmental revenues	673,937	-	-	-	3,230,841	3,904,778
Charges for services	4,442,040	-	-	-	2,750,963	7,193,003
Fines and forfeitures	2,866,811	-	-	-	1,566,441	4,433,252
Investment income	26,401	-	-	8,795	1,657	36,853
Miscellaneous	391,447	-	-	-	2,001,302	2,392,749
TOTAL REVENUES	<u>\$ 67,246,722</u>	<u>\$ -</u>	<u>\$ 7,526,835</u>	<u>\$ 28,847,935</u>	<u>\$ 19,466,674</u>	<u>\$ 123,088,166</u>
EXPENDITURES						
Current						
General Government						
Legislative and executive	11,428,093	-	-	-	396,197	11,824,290
Judicial	7,466,617	-	-	-	1,162,190	8,628,807
Public safety	23,805,342	-	-	31,576	13,810,122	37,647,040
Public works	9,127,569	-	332,259	876,580	561,446	10,897,854
Health and welfare	737,657	-	-	2,590	-	740,247
Culture and recreation	5,292,778	-	-	101,941	166,639	5,561,358
Housing and development	3,482,325	-	-	-	1,439,512	4,921,837
Intergovernmental	-	-	-	15,512,735	-	15,512,735
Capital outlay	-	-	6,767,600	4,684,331	2,935,186	14,387,117
Debt Service						
Principal retirement	940,000	-	-	-	-	940,000
Interest	107,895	-	-	-	-	107,895
TOTAL EXPENDITURES	<u>62,388,276</u>	<u>-</u>	<u>7,099,859</u>	<u>21,209,753</u>	<u>20,471,292</u>	<u>111,169,180</u>
EXCESS OF REVENUES OVER (UNDER) EXPENDITURES	4,858,446	-	426,976	7,638,182	(1,004,618)	11,918,986
OTHER FINANCING SOURCES (USES):						
Transfers In	1,090,745	-	-	-	1,439,275	2,530,020
Transfers Out	(1,149,361)	-	-	-	(780,659)	(1,930,020)
TOTAL OTHER FINANCING SOURCES (USES)	<u>(58,616)</u>	<u>-</u>	<u>-</u>	<u>-</u>	<u>658,616</u>	<u>600,000</u>
NET CHANGES IN FUND BALANCE	4,799,830	-	426,976	7,638,182	(346,002)	12,518,986
FUND BALANCE, RESTATED	32,969,902	-	(22,338)	12,286,163	12,569,013	57,802,740
FUND BALANCES AT END OF YEAR	<u>\$ 37,769,732</u>	<u>\$ -</u>	<u>\$ 404,638</u>	<u>\$ 19,924,345</u>	<u>\$ 12,223,011</u>	<u>\$ 70,321,726</u>

The accompanying notes are an integral part of these financial statements.

LOWNDES COUNTY, GEORGIA
 RECONCILIATION OF THE STATEMENT OF REVENUES, EXPENDITURES AND CHANGES IN
 FUND BALANCES OF GOVERNMENTAL FUNDS TO THE STATEMENT OF ACTIVITIES
 For the Year Ended June 30, 2022

Net Change in Fund Balances - Total Governmental Funds \$ 12,518,986

**Amounts reported for governmental activities on the
 statement of activities are different because of the following:**

Net Pension Liability
 Change in pension liability and the related deferred inflow and outflows of resources increases
 net expenses of pension functions on the governmentwide statements. 1,703,584

Net OPEB Obligation
 Change in OPEB liability and the related deferred inflow and outflows of resources increases
 net expenses of other post employment benefits functions on the governmentwide statements. (9,352,169)

Internal service funds change in net position:
 Internal service funds change in net position less depreciation, compensated
 absences and capital assets (277,219)
 Capital outlay - depreciable capital assets (523,916)
 Capital outlay - nondepreciable capital assets (20,445,432)
 Depreciation 181,991
 (21,064,576)

Governmental funds report capital outlays as expenditures. However, on the statement
 of activities, the cost of those assets is allocated over their estimated useful lives as
 depreciation expense. This is the amount by which capital outlays exceeded
 depreciation in the current year:
 Capital outlay - depreciable capital assets 6,421,173
 Capital outlay - nondepreciable capital assets 33,486,790
 Depreciation (6,897,828)
 33,010,135

Revenues on the statement of activities that do not provide current financial resources are
 not reported as revenues in governmental funds:
 Property taxes 73,490
 73,490

Some expenses reported on the statement of activities do not require the use of
 current financial resources and, therefore, are not reported as expenditures in
 governmental funds:
 Loss on disposal of capital asset (1,154)
 Compensated absences (93,984)
 (95,138)

Accrual of interest on bonds payable is not an expenditures in the governmental funds, but
 is accrued on the statement of activities.
 Accrued interest expense 4,804
 4,804

Repayment of principal is an expenditure in the governmental funds, but the repayment
 reduces long-term liabilities on the statement of activities.
 Amortization of deferred charge on bond refunding (24,309)
 Amortization of bond premium 34,194
 Bond payments 960,000
 Capital lease payments 481,718
 1,451,603

Changes in Net Position of Governmental Activities \$ 18,250,719

The accompanying notes are an integral part of these financial statements.

LOWNDES COUNTY, GEORGIA
 PROPRIETARY FUNDS
 STATEMENT OF NET POSITION
 June 30, 2022

	Business-Type Activities - Enterprise Funds			Governmental Activities
	Water and Sewer	Other Enterprise Funds	Total	Internal Service Funds
ASSETS				
CURRENT ASSETS				
Equity in pooled cash and cash equivalents	\$ 9,465,303	\$ 3,041,233	\$ 12,506,536	\$ 4,344,262
Receivables (net of allowance for doubtful accounts):				
Accounts	956,518	209,663	1,166,181	25,689
Prepaid expense	-	-	-	317,833
Inventory	-	-	-	277,883
Restricted assets:				
Cash and cash equivalents	-	-	-	11,594,103
Customer deposit account	5	-	5	-
TOTAL CURRENT ASSETS	<u>10,421,826</u>	<u>3,250,896</u>	<u>13,672,722</u>	<u>16,559,770</u>
NONCURRENT ASSETS				
Capital Assets				
Land	2,755,529	203,639	2,959,168	-
Construction in progress	9,777,125	-	9,777,125	31,415,159
Depreciable capital assets, net	45,044,288	13,767	45,058,055	865,233
TOTAL NONCURRENT ASSETS	<u>57,576,942</u>	<u>217,406</u>	<u>57,794,348</u>	<u>32,280,392</u>
TOTAL ASSETS	<u>67,998,768</u>	<u>3,468,302</u>	<u>71,467,070</u>	<u>48,840,162</u>
DEFERRED OUTFLOWS OF RESOURCES				
Bond refunding	84,068	-	84,068	-
Pension	379,529	-	379,529	-
Other post employment benefits	1,629,907	-	1,629,907	-
TOTAL DEFERRED OUTFLOWS OF RESOURCES	<u>2,093,504</u>	<u>-</u>	<u>2,093,504</u>	<u>-</u>

The accompanying notes are an integral part of these financial statements.

LOWNDES COUNTY, GEORGIA
 PROPRIETARY FUNDS
 STATEMENT OF NET POSITION - CONTINUED
 June 30, 2022

	Business-Type Activities - Enterprise Funds			Activities
	Water and Sewer	Other Enterprise Funds	Total	Internal Service Funds
LIABILITIES				
CURRENT LIABILITIES				
Accounts payable	\$ 455,803	\$ 60,378	\$ 516,181	\$ 462,133
Accrued liabilities	31,462	-	31,462	1,673,604
Accrued interest payable	4,750	3,536	8,286	-
Unearned revenue	103,984	-	103,984	-
Current portion of compensated absences payable	46,174	1,135	47,308	9,898
Current portion of bonds payable	850,410	-	850,410	-
Current portion of note payable	134,310	-	134,310	-
Current portion of capital lease	-	-	-	265,659
Current portion of landfill postclosure cost	-	84,119	84,119	-
Payable from restricted assets:				
Customer deposits	303,795	-	303,795	-
TOTAL CURRENT LIABILITIES	<u>1,930,688</u>	<u>149,168</u>	<u>2,079,855</u>	<u>2,411,294</u>
LONG-TERM LIABILITIES				
Compensated absences	36,279	891	37,171	7,777
Capital lease obligation	-	-	-	43,722,631
Bonds payable	1,764,178	-	1,764,178	-
Note payable	1,042,753	-	1,042,753	-
Net pension liability	644,925	-	644,925	-
Net other post employment benefits liability	5,039,264	-	5,039,264	-
Landfill postclosure cost	-	841,186	841,186	-
TOTAL LONG-TERM LIABILITIES	<u>8,527,399</u>	<u>842,077</u>	<u>9,369,477</u>	<u>43,730,408</u>
TOTAL LIABILITIES	<u>10,458,087</u>	<u>991,245</u>	<u>11,449,332</u>	<u>46,141,702</u>
DEFERRED INFLOWS OF RESOURCES				
Pension	403,262	-	403,262	-
Other post employment benefits	274,008	-	274,008	-
TOTAL DEFERRED INFLOWS OF RESOURCES	<u>677,270</u>	<u>-</u>	<u>677,270</u>	<u>-</u>
NET POSITION				
Net investment in capital assets	53,785,291	217,406	54,002,697	(113,795)
Unrestricted	5,171,624	2,259,651	7,431,275	2,812,255
TOTAL NET POSITION	<u>\$ 58,956,915</u>	<u>\$ 2,477,057</u>	<u>\$ 61,433,972</u>	<u>\$ 2,698,460</u>

The accompanying notes are an integral part of these financial statements.

LOWNDES COUNTY, GEORGIA
 PROPRIETARY FUNDS
 STATEMENT OF REVENUE, EXPENSES AND CHANGES IN FUND NET POSITION
 For the Year Ended June 30, 2022

	<u>Business-Type Activities - Enterprise Funds</u>			<u>Governmental</u>
	<u>Water and</u>	<u>Other</u>	<u>Total</u>	<u>Activities</u>
		<u>Enterprise</u>		<u>Internal</u>
	<u>Sewer</u>	<u>Funds</u>		<u>Service Funds</u>
OPERATING REVENUES				
Charges for services	\$ 8,013,274	\$ 438,900	\$ 8,452,174	\$ 13,081,896
Penalties	200,379	-	200,379	-
Miscellaneous income	102,548	921,511	1,024,059	17,082
Connection fees	<u>1,393,842</u>	<u>-</u>	<u>1,393,842</u>	<u>-</u>
TOTAL OPERATING REVENUES	<u>9,710,043</u>	<u>1,360,411</u>	<u>11,070,454</u>	<u>13,098,978</u>
OPERATING EXPENSES				
Personal services	1,287,225	-	1,287,225	340,762
Payroll taxes	92,948	-	92,948	24,227
Fringe benefits	1,014,084	-	1,014,084	170,896
Contractual services	2,627,047	687,155	3,314,202	737,023
Insurance and bond	44,045	-	44,045	8,397,945
Materials and supplies	1,837,051	-	1,837,051	2,541,251
Amortization	38,756	-	38,756	-
Depreciation	<u>1,557,223</u>	<u>233</u>	<u>1,557,456</u>	<u>181,991</u>
TOTAL OPERATING EXPENSES	<u>8,498,379</u>	<u>687,388</u>	<u>9,185,767</u>	<u>12,394,095</u>
OPERATING INCOME (LOSS)	<u>1,211,664</u>	<u>673,023</u>	<u>1,884,687</u>	<u>704,883</u>
NON-OPERATING REVENUES (EXPENSES)				
Interest revenue	-	-	-	8,820
Interest expense	<u>(92,597)</u>	<u>-</u>	<u>(92,597)</u>	<u>(990,922)</u>
TOTAL NON-OPERATING REVENUES (EXPENSES)	<u>(92,597)</u>	<u>-</u>	<u>(92,597)</u>	<u>(982,102)</u>
INCOME (LOSS) BEFORE TRANSFERS				
AND CAPITAL CONTRIBUTIONS	1,119,067	673,023	1,792,090	(277,219)
Capital contributions	822,469	-	822,469	-
Transfers out	<u>(450,000)</u>	<u>(150,000)</u>	<u>(600,000)</u>	<u>-</u>
CHANGE IN NET POSITION	1,491,536	523,023	2,014,559	(277,219)
NET POSITION AT BEGINNING OF YEAR	<u>57,465,379</u>	<u>1,954,034</u>	<u>59,419,413</u>	<u>2,975,679</u>
NET POSITION AT END OF YEAR	<u>\$ 58,956,915</u>	<u>\$2,477,057</u>	<u>\$ 61,433,972</u>	<u>\$ 2,698,460</u>

The accompanying notes are an integral part of these financial statements.

LOWNDES COUNTY, GEORGIA
 PROPRIETARY FUNDS
 STATEMENT OF CASH FLOWS
 For the Year Ended June 30, 2022

	<u>Business-Type Activities - Enterprise Funds</u>			<u>Governmental Activities</u>
	<u>Water and Sewer</u>	<u>Other Enterprise Funds</u>	<u>Total</u>	<u>Internal Service Funds</u>
<u>Increase (Decrease) in Cash and Cash Equivalents</u>				
<u>Cash Flows From Operating Activities</u>				
Cash received from customers	\$ 9,612,789	\$ 439,012	\$ 10,051,801	\$ -
Cash received from other income	102,548	773,580	876,128	-
Cash received from other funds for services	-	-	-	13,095,544
Cash payments for personal services	(1,267,449)	-	(1,267,449)	(335,245)
Cash payments for payroll taxes	(92,948)	-	(92,948)	(24,227)
Cash payments for fringe benefits	(565,153)	-	(565,153)	(170,896)
Cash payments for contractual services	(2,552,607)	(621,283)	(3,173,890)	(751,348)
Cash payments for insurance and bond	(44,045)	-	(44,045)	(8,349,085)
Cash payments for materials and supplies	(1,837,051)	-	(1,837,051)	(2,320,255)
Net Cash Provided by Operating Activities	<u>3,356,084</u>	<u>591,309</u>	<u>3,947,393</u>	<u>1,144,488</u>
<u>Cash Flows From Noncapital Financing Activities</u>				
Cash payments from transfer-out	(450,000)	(150,000)	(600,000)	-
Net Cash Used For Noncapital Financing Activities	<u>(450,000)</u>	<u>(150,000)</u>	<u>(600,000)</u>	<u>-</u>
<u>Cash Flows From Capital and Related Financing Activities</u>				
Cash payments for acquisition of capital assets	(2,505,987)	(14,000)	(2,519,987)	(20,969,348)
Cash payments for principal on bonds payable	(834,645)	-	(834,645)	-
Cash payments for interest on bonds payable	(82,463)	-	(82,463)	-
Cash payments for principal on note payable	(155,082)	-	(155,082)	-
Cash payments for interest on note payable	(10,134)	-	(10,134)	(923,864)
Net Cash Used For Capital and Related Financing Activities	<u>(3,588,311)</u>	<u>(14,000)</u>	<u>(3,602,311)</u>	<u>(21,893,212)</u>
<u>Cash Flows From Investing Activities</u>				
Cash received from interest	-	-	-	8,820
Net Cash Flows Provided By Investing Activities	<u>-</u>	<u>-</u>	<u>-</u>	<u>8,820</u>
Net Decrease in Cash and Cash Equivalents	(682,227)	427,309	(254,918)	(20,739,904)
Cash and Cash Equivalents at Beginning of Year	10,147,535	2,613,924	12,761,459	36,678,269
Cash and Cash Equivalents at End of Year	<u>\$ 9,465,308</u>	<u>\$ 3,041,233</u>	<u>\$ 12,506,541</u>	<u>\$ 15,938,365</u>
Equity in pooled cash and cash equivalents	\$ 9,465,303	\$ 3,041,233	\$ 12,506,536	\$ 4,344,262
Equity in segregated cash accounts	5	-	5	11,594,103
Total Cash and Cash Equivalents	<u>\$ 9,465,308</u>	<u>\$ 3,041,233</u>	<u>\$ 12,506,541</u>	<u>\$ 15,938,365</u>
Noncash Transactions:				
Capital contributions	<u>\$ 822,469</u>	<u>\$ -</u>	<u>\$ 822,469</u>	<u>\$ -</u>

The accompanying notes are an integral part of these financial statements.

LOWNDES COUNTY, GEORGIA
 PROPRIETARY FUNDS
 STATEMENT OF CASH FLOWS - CONTINUED
 For the Year Ended June 30, 2022

	<u>Business-Type Activities - Enterprise Funds</u>			<u>Governmental</u>
	<u>Water and</u>	<u>Other</u>	<u>Total</u>	<u>Internal</u>
	<u>Sewer</u>	<u>Enterprise</u>		
Reconciliation of Operating Income (Loss) To				
<u>Net Cash Provided by (Used For) Operating Activities</u>				
Operating Income	\$ 1,211,664	\$ 673,023	\$ 1,884,687	\$ 704,883
Adjustments to Reconcile Operating Income (Loss) To				
<u>Net Cash Provided by (Used For) Operating Activities</u>				
Depreciation	1,557,223	233	1,557,456	181,991
Amortization	38,756	-	38,756	-
Changes in Assets and Liabilities:				
(Increase) decrease in accounts receivable	(27,668)	(147,819)	(175,487)	1,066
Increase in prepaid expense	-	-	-	(18,659)
Decrease in inventory	-	-	-	(112,123)
Increase in accounts payable	74,440	26,538	100,978	323,110
Increase in other post employment benefits	501,509	-	501,509	-
Decrease in pension payable	(52,579)	-	(52,579)	-
Increase in customer deposits	35,677	-	35,677	-
Increase in accrued compensated absences	13,757	-	13,757	3,717
Decrease in unearned revenue	(2,714)	-	(2,714)	-
Increase in accrued liabilities	6,019	39,334	45,353	60,503
Net Cash Provided By				
Operating Activities	<u>\$ 3,356,084</u>	<u>\$ 591,309</u>	<u>\$ 3,947,393</u>	<u>\$ 1,144,488</u>

The accompanying notes are an integral part of these financial statements.

LOWNDES COUNTY, GEORGIA
 FIDUCIARY FUNDS
 STATEMENT OF NET POSITION
 June 30, 2022

	<u>Custodial Funds</u>
ASSETS	
Cash	\$ 5,035,184
Due from others	<u>58,575</u>
TOTAL ASSETS	<u>\$ 5,093,759</u>
NET POSITION	
Net position - held for others	<u>5,093,759</u>
TOTAL NET POSITION	<u>\$ 5,093,759</u>

The accompanying notes are an integral part of these financial statements.

LOWNDES COUNTY, GEORGIA
 FIDUCIARY FUNDS
 STATEMENT OF CHANGES IN NET POSITION
 For The Year Ended June 30, 2022

	<u>Custodial Funds</u>
ADDITIONS	
Taxes	\$ 136,466,120
Fees	<u>16,352,375</u>
Total Additions	<u>152,818,495</u>
DEDUCTIONS	
Payment of taxes to other agencies	137,935,626
Payment of fees to other agencies	<u>15,677,801</u>
Total Deductions	<u>153,613,427</u>
CHANGE IN NET POSITION	(794,932)
NET POSITION BEGINNING OF YEAR	<u>5,888,691</u>
NET POSITION END OF YEAR	<u><u>\$ 5,093,759</u></u>

The accompanying notes are an integral part of these financial statements.

Note 1 – Summary of Significant Accounting Policies

The financial statements of Lowndes County have been prepared in conformity with generally accepted accounting principles (GAAP) as applied to governmental units. The Governmental Accounting Standards Board (GASB) is the accepted standard-setting body for establishing governmental accounting and financial reporting principles.

A. The Reporting Entity

These financial statements present Lowndes County, Georgia (the primary government) which is governed by an elected six - member board, and discretely presented component units. The component units discussed below are included in the County's reporting entity because of the significance of their operational and financial relationships with the County. In conformity with GAAP, as set forth in the Statement of Governmental Accounting Standards No. 14, *The Financial Reporting Entity* and amended by GASB Statement No. 61, the component units' financial statements have been included as discretely presented component units. Each discretely presented component unit, on the other hand, is reported separately in the government-wide financial statements from the most recently audited financial statements. The following is a brief review of each component unit addressed in defining the government's reporting entity.

Lowndes County Board of Health

The Lowndes County Board of Health is a component unit based on the criteria in GASB Statement No. 14. The Board of health consists of seven members. Two members are appointed by the City of Valdosta. The Lowndes County Board of Commissioners appoints three members and the Chairman of the Board of Commissioners (or their designee) serves as a member. The County Superintendent of Schools is the other member. County appointments or members make up the majority of the Board of Health. The County provides funding annually to the Board of Health. Because the County appoints the majority of the board and because of the financial relationship between the Board of Health and the County, the Board of Health is reported as a discretely presented component unit. A complete set of financial statements for the Lowndes County Board of Health is presented in a separate report and can be obtained from the Lowndes County Board of Health.

Valdosta-Lowndes Development Authority

The Valdosta-Lowndes Development Authority is a component unit based on the criteria of fiscal dependence. The County is providing the funding for the Authority through a dedicated millage of 1 mil that must first pay for all the general obligation debt and then the balance of the funds for the operations of the Authority. The County issued general obligation bonds in the County's name for the Authority, so they could acquire land and develop it for industry. The operations of the Authority are dependent on the property taxes that the County assesses. The continuation of the accessed millage is determined by the County. The County appoints two of five of the Board members and rotates an appointment with the City of Valdosta of one Board member at the end of their term of office. The City of Valdosta appoints the other two Board members.

A complete set of financial statements for the Valdosta-Lowndes Development Authority is presented in a separate report and can be obtained from the Valdosta-Lowndes Development Authority.

Note 1 - Summary of Significant Accounting Policies – Continued

A. The Reporting Entity - Continued

Valdosta-Lowndes County Parks and Recreation Authority

The Valdosta-Lowndes County Parks and Recreation Authority is a component unit based on the criteria of fiscal dependence. The County is providing funding for the Authority through a dedicated millage of 1.25 mils that provides the revenues along with fees to cover the cost of operations of the Authority. The operations of the Authority are dependent on the property taxes that the County assesses. The continuation of the assessed millage is determined by the County. The County appoints three of seven Board members and rotates an appointment with the City of Valdosta of one Board member at the end of their term of office. The City of Valdosta appoints the other three Board members.

A complete set of financial statements for the Valdosta-Lowndes County Parks and Recreation Authority is presented in a separate report and can be obtained from the Valdosta-Lowndes County Parks and Recreation Authority.

Joint Ventures

The Valdosta-Lowndes County Airport Authority is a joint venture between the City of Valdosta and Lowndes County based on an annual request for funding to both governments. A separate financial report may be obtained from the Valdosta-Lowndes County Airport Authority.

The Valdosta-Lowndes County Conference Center and Tourism Authority is a joint venture between the City of Valdosta and Lowndes County based funding provided each year from both governments. A separate financial report may be obtained from the Valdosta-Lowndes County Airport Authority.

The Southern Georgia Regional Commission is a joint venture of the members in the South Georgia 10 county area. Further information is provided in Note 20.

B. Basis of Presentation

The County's basic financial statements consist of government-wide financial statements, including a statement of net position and a statement of activities, and fund financial statements which provide a more detailed level of financial information.

Government-Wide Financial Statements

The statement of net position and the statement of activities display information about the County as a whole. These statements include the financial activities of the primary government, except for fiduciary funds. For the most part, the effect of inter-fund activity has been removed from these statements. Interfund services provided and used are not eliminated in the process of consolidation. The statements distinguish between those activities of the County that are governmental in nature and those that are considered business-type activities.

The statement of net position presents the financial condition of the governmental and business-type activities of the County at year end. The statement of activities presents a comparison between direct expenses and

Note 1 - Summary of Significant Accounting Policies – Continued

B. Basis of Presentation - Continued

Government-Wide Financial Statements - Continued

program revenues for each program or function of the County’s governmental activities and business-type activities. Direct expenses are those that are specifically associated with a service, program, or department and, therefore, clearly identifiable to a particular function. Program revenues include charges paid by the recipient of the goods or services offered by the program, grants and contributions that are restricted to meeting the operational or capital requirements of a particular program, and interest earned on grants that is required to be used to support a particular program. Revenues that are not classified as program revenues are presented as general revenues of the County, with certain limited exceptions. The comparison of direct expenses with program revenues identifies the extent to which each governmental program or business activity is self-financing or draws from the general revenues of the County.

Fund Financial Statements

During the year, the County segregates transactions related to certain County functions or activities in separate funds in order to aid financial management and to demonstrate legal compliance. Fund financial statements are designed to present financial information of the County at a more detailed level. The focus of governmental and proprietary fund financial statements is on major funds. Each major fund is presented in a separate column. Nonmajor funds are aggregated and presented in a single column. Fiduciary funds are reported by type.

C. Fund Accounting

The County uses funds to maintain its financial records during the year. A fund is defined as a fiscal and accounting entity with a self-balancing set of accounts. There are three categories of funds: governmental, proprietary, and fiduciary.

Governmental Funds

Governmental funds are those through which most governmental functions of the County are financed. Governmental fund reporting focuses on the sources, uses, and balances of current financial resources. Expendable assets are assigned to the various governmental funds according to the purpose for which they may or must be used. Current liabilities are assigned to the fund from which they will be paid. The difference between governmental fund assets and liabilities is reported as fund balance. The following are the County’s major governmental funds:

General Fund. The General Fund accounts for all financial resources, except those required to be accounted for in another fund. All general operating revenues which are not restricted or designated as to use by outside sources are recorded in the General Fund.

American Rescue Plan Fund. The American Rescue Plan Fund accounts for the corona virus relief funds provided by the federal government. The revenue is restricted to the stated purposes of the federal law that provided for the funds.

Note 1 - Summary of Significant Accounting Policies - Continued

C. Fund Accounting - Continued

Capital Projects Transportation Special Purpose Sales Tax. The Capital Projects Transportation Special Purpose Sales Tax Fund accounts for the transportation special purpose sales. The revenue is restricted to road maintenance, equipment and improvements.

Capital Projects Special Sales Tax VIII Fund. The Capital Projects Special Sales Tax VIII Fund accounts for the special purpose local option sales tax that was renewed for the seventh time by referendum. The revenue is restricted to the stated purposes of the referendum.

The other governmental funds of the County account for grants and other resources whose use is restricted for a particular purpose; the accumulation of resources for, and the payment of debt; and the acquisition or construction of major capital facilities.

Proprietary Funds

Proprietary Fund reporting focuses on the determination of operating income, changes in net position, financial position, and cash flows. Proprietary funds distinguish operating revenue and expenses from nonoperating items. Operating revenue and expenses generally result from providing services and producing and delivering goods in connection with the proprietary fund's principle ongoing operations. All other revenues and expenses not meeting this definition are considered nonoperating. The County's enterprise funds may be used to account for any activity for which a fee is charged to external users of goods or services. The following is the County's major enterprise fund:

Water and Sewer Fund. The fund accounts for fees collected by the County for water and sewer services.

Internal Service Funds

Internal Service Funds are used to account for the financing of goods or services provided by one department to the other departments of the County on a cost-reimbursement basis. The County has four internal service funds:

Equipment Operations - to account for charges to other funds for the maintenance and repair of County equipment.

Health Insurance – to account for charges to other funds and contributions from employees and for the payment of health insurance premiums and benefits.

Workers' Compensation – to account for charges to other funds for the payment of workers' compensation premiums and benefits.

Technology Fund – to account for charges to other funds for the use of technology services and equipment purchased through the fund.

Note 1 - Summary of Significant Accounting Policies - Continued

C. Fund Accounting - Continued

Fiduciary Funds

Fiduciary fund reporting focuses on net position and changes in net position. The County's custodial funds account for assets held by the County's Tax Commissioner, Clerk of Court, Sheriff, Magistrate Court, Probate Court and Development Authority for other governments or individuals.

D. Measurement Focus and Basis of Accounting

The accounting and financial reporting treatment is determined by the applicable measurement focus and basis of accounting. Measurement focus indicates the type of resources being measured such as current financial resources or economic resources. The basis of accounting indicates the timing of transactions or events for recognition in the financial statements.

The government-wide financial statements are reported using the economic resources measurement focus and the accrual basis of accounting, as are the proprietary fund financial statements. Revenues are recorded when earned and expenses are recorded when a liability is incurred, regardless of the timing of related cash flows. Property taxes are recognized as revenues in the year for which they are levied. Grants and similar items are recognized as revenue as soon as all eligibility requirements imposed by the provider have been met.

Governmental fund financial statements are reported using the current financial resources measurement focus and the modified accrual basis of accounting. Revenues are recognized as soon as they are earned and available. Revenues are considered to be available when they are collectible within the current period or soon enough thereafter to pay liabilities of the current period. For this purpose, the government considers revenues to be available if they are collected within 60 days of the end of the current fiscal period. Expenditures generally are recorded when a liability is incurred, as under accrual accounting; however, debt service expenditures, as well as expenditures related to compensated absences, and claims and judgements, are recorded only when payment is due. Capital assets acquisitions are reported as expenditures in governmental funds. Issuance of long-term debt and acquisitions under leases and subscription-based information technology arrangements are reported as other financing sources.

Property taxes, sales taxes, franchise taxes, licenses, and interest associated with the current fiscal period are all considered to be susceptible to accrual and so have been recognized as revenues of the current fiscal period. Entitlements are recorded as revenues when all eligibility requirements are met, including any time requirements, and the amount is received during the period or within the availability period for this revenue source (within 60 days of year-end). Expenditure-driven grants are recognized as revenue when the qualifying expenditures have been incurred and all other eligibility requirements have been met, and the amount is received during the period or within the availability period to this revenue source (within 60 days of year-end). All other revenues items are considered to be measurable and available only when cash is received by the government.

Note 1 – Summary of Significant Accounting Policies – Continued

D. Measurement Focus and Basis of Accounting-Continued

The proprietary funds are reported using the economic resources measurement focus and the accrual basis of accounting.

E. Revenues and Expenditures/Expenses

Revenue resulting from exchange transactions, in which each party gives and receives essentially equal value, is recorded on the accrual basis when the exchange takes place. On the modified accrual basis, revenue is recognized in the year in which the resources are measurable and become available. Available means the resources will be collected within the current year or are expected to be collected soon enough thereafter to be used to pay liabilities of the current year. For the County, available means expected to be received within sixty days after year end.

Nonexchange transactions, in which the County receives value without directly giving equal value in return, include property taxes, sales taxes, grants, entitlements, and donations. On the accrual basis, revenue from property taxes is recognized in the year for which the taxes are levied. Revenue from sales taxes is recognized in the period in which the sales are made. Revenue from grants, entitlements, and donations is recognized in the year in which all eligibility requirements have been satisfied. Eligibility requirements include timing requirements, which specify the year when the resources are required to be used or the year when use is first permitted; matching requirements, in which the County must provide local resources to be used for a specified purpose; and expenditure requirements, in which the resources are provided to the County on a reimbursement basis. On the modified accrual basis, revenue from nonexchange transactions must also be available before it can be recognized.

Under the modified accrual basis, the following revenue sources are considered both measurable and available at year end: sales taxes, charges for services, fines and forfeitures, grants, interest, and rent.

On the accrual basis, expenses are recognized at the time they are incurred. The measurement focus of governmental fund accounting is on decreases in net financial resources (expenditures) rather than expenses. Expenditures are generally recognized in the accounting period in which the related fund liability is incurred, if measurable. Allocations of cost, such as depreciation and amortization, are not recognized in governmental funds.

Deferred Outflows/Inflows of Resources

Deferred outflows of resources represent a consumption of net assets that applies to a future period(s) and so will not be recognized as an outflow of resources (expense/expenditure) until then. The County has two items that qualifies for reporting in this category. One is the deferred charge on refunding of bonds reported in the enterprise funds and government-wide statements of net position. A deferred charge on refunding results from the difference in the carrying value of refunded debt and its reacquisition price. This amount is no longer reported net of debt and is deferred and amortized over the shorter of the life of the refunded or refunding debt. The other deferred charge related to pensions.

Note 1 - Summary of Significant Accounting Policies - Continued

E. Basis of Accounting - Continued

Deferred Outflows/Inflows of Resources – Continued

Deferred inflows of resources represent an acquisition of net assets that applies to a future period(s) and so will not be recognized as an inflow of resources (revenue) until that time. The County has unavailable revenue, which arises only under the modified accrual basis of accounting that qualifies for reporting in this category on the governmental funds balance sheet.

Lease-related amounts are recognized at the inception of leases in which the County is the lessor. The deferred inflow of resources is recorded in an amount equal to the corresponding lease receivable plus certain additional amounts received from the lessee at or before the commencement of the lease term that relate to the future periods, less any lease incentives paid to, or on behalf of, the lessee at or before the commencement of the lease term. The inflow of resources is recognized in a systematic and rational manner over the term of the lease.

The County also has deferred inflows and outflows related to the recording of changes in its net pension liability and net OPEB liability. Certain changes in the net pension liability are recognized as pension expense over time instead of all being recognized in the year of occurrence. Experience gains and losses result from periodic studies by the County's actuaries which adjust the net pension liability for actual experiences for certain trend information that was previously assumed. These experience gains or losses are recorded as deferred outflows of resources or deferred inflows of resources and are amortized into pension expense over the expected remaining service lives of plan members. The difference between projected investment return on pension investments and actual return on those investments is also deferred and amortized against pension expense over a five-year period.

F. Budgetary Process

An annual budget is adopted (as required by law) by the County for the general, special revenue and capital projects funds. Although not legally required, the County also adopts a budget for the enterprise funds and internal service funds. The level of control (the level at which expenditures may not legally exceed appropriations) for each legally adopted annual budget is the department level. Supplemental appropriations out of the County's General Fund contingency account may be made by the Board of Commissioners to fund unforeseen expenditures within the County's governmental funds at any time during the year. The budgets are adopted on a basis consistent with generally accepted accounting principles (GAAP).

The County uses the following procedures in establishing the annual budgets:

1. Prior to July 1, the County Manager submits to the Board of Commissioners a proposed budget for the fiscal year commencing on that date. The operating budget includes proposed expenditures and the means of financing them.
2. Public hearings are conducted to obtain taxpayer comments. Notice is given at least ten days in advance by publication in the official organ of Lowndes County.
3. The budget is legally enacted through passage of an ordinance.
4. The County has a policy of budgeting on a departmental basis.
5. Formal budgetary integration is employed as a management control device during the year for the general fund, special revenue, capital project, internal service and enterprise funds.
6. Budgeted amounts are shown as amended throughout the year.

There were no excess of expenditures over appropriations at the department or individual funds levels.

LOWNDES COUNTY, GEORGIA
NOTES TO THE FINANCIAL STATEMENTS

Note 1 - Summary of Significant Accounting Policies - Continued

G. Encumbrances

Encumbrance accounting, under which major purchase orders, contracts, and other commitments for the expenditures of monies are recorded to reserve that portion of the applicable appropriation, is employed as an extension of formal budgetary integration.

Encumbrances outstanding at year-end represent the estimated amount of the expenditures ultimately to result if unperformed contracts in process at year-end are completed. Encumbrances outstanding at year-end do not constitute expenditures or liabilities. For budgetary purposes the encumbrances were recognized as expenditures and this is accounted for as an adjustment from the GAAP Basis to the Budgetary Basis. There were no encumbrances for the year ending June 30, 2022.

H. Cash and Investments

To improve cash management, cash received by the County is pooled and invested. Individual fund integrity is maintained through County records. Each fund's interest in the pool is presented as "Equity in Pooled Cash and Cash Equivalents."

Cash and cash equivalents that are held separately within departments of the County, and not included in the County Treasury, are recorded as "Cash and Cash Equivalents in Segregated Accounts."

Cash and cash equivalents of the Lowndes County Board of Health, the Valdosta-Lowndes Development Authority and the Valdosta-Lowndes County Parks & Recreation Authority component units are recorded as "Cash and Cash Equivalents in Segregated Accounts."

Investments are reported at fair value, except for repurchase agreements and non-negotiable certificates of deposit which are reported at cost. Fair value is based on quoted market prices.

Income from pooled investments is allocated only when contractually or legally required. All investment earnings not legally or contractually required to be credited to individual accounts or funds are credited to the General Fund.

For purposes of the combined statement of cash flows and for presentation on the statement of net position, investments of the cash management pool and investments with a maturity of three months or less at the time they are purchased by the County are considered to be cash and cash equivalents. Investments with a maturity of more than one year, and not purchased from the cash management pool, are reported as investments.

I. Prepaid Items

Prepaid items are for payments made by the County in the current year to provide services occurring in the subsequent fiscal year.

J. Inventory

Inventory is presented at cost and is expensed when used. Inventory consists of expendable supplies held for consumption.

LOWNDES COUNTY, GEORGIA
NOTES TO THE FINANCIAL STATEMENTS

Note 1 - Summary of Significant Accounting Policies - Continued

K. Restricted Assets

Assets are reported as restricted when limitations on their use change the nature or normal understanding of the availability of the asset. Certain resources set aside for the payment of bond debt and customer deposits for the water and sewer fund are classified as restricted assets on the balance sheet because their use is limited.

L. Capital Assets

General capital assets are capital assets which are associated with and generally arise from governmental activities. They generally result from expenditures in governmental funds. General capital assets are reported in the governmental activities' column of the government-wide statement of net position but are not reported in the fund financial statements. Capital assets used by the enterprise funds are reported in both the business-type activities column of the government-wide statement of net position and in the respective funds.

All capital assets are capitalized at cost (or estimated historical cost) and updated for additions and reductions during the year. Donated capital assets are recorded at their estimated acquisition value. The County maintains a capitalization threshold of \$7,500. The County's infrastructure consists of roads, bridges, and culverts for which the County chose to include all such items regardless of their acquisition date. The County was able to estimate the historical cost of the governmental activities' infrastructure for the initial reporting of those assets. Improvements are capitalized; the costs of normal maintenance and repairs that do not add to the value of the asset or materially extend an asset's life are not capitalized. Buildings, infrastructure, and water and sewer systems have salvage values estimated on the remaining value at the end of their estimated lives. Interest incurred during the construction of enterprise fund capital assets is also capitalized.

All capital assets are depreciated, except for land and improvements and construction in progress. Improvements are depreciated over the remaining useful lives of the related capital assets. Useful lives for infrastructure were estimated based on the County's historical records of necessary improvements and replacement. Depreciation is computed using the straight-line method over the following useful lives.

<u>Description</u>	<u>Estimated Lives</u>
Buildings and Building Improvements	40–100 years
Improvements Other Than Buildings	40 years
Machinery and Equipment	5–20 years
Vehicles	6–20 years
Infrastructure	5–50 years
Water and Sewer Infrastructure	5–50 years

M. Interfund Receivables/Payables

On fund financial statements, receivables and payables resulting from short-term interfund loans or interfund services provided and used are classified as "Interfund Receivables/Payables." Interfund balances within governmental activities and within business-type activities are eliminated on the government-wide statement of net position. The only interfund balances which remain on the government-wide statement of net position are those between governmental and business-type activities. These amounts are reflected as "Internal Balances."

LOWNDES COUNTY, GEORGIA
NOTES TO THE FINANCIAL STATEMENTS

Note 1 - Summary of Significant Accounting Policies - Continued

N. Compensated Absences

Leave benefits are accrued as a liability as the benefits are earned if the employees' rights to receive compensation are attributable to services already rendered and it is probable the County will compensate the employees for the benefits through paid time off or some other means. The County records a liability for accumulated unused leave time when earned for all employees.

The entire compensated absences liability is reported on the government-wide financial statements.

On governmental fund financial statements, compensated absences are not recognized as a liability and expenditure except when they have matured. For enterprise funds, the entire amount of compensated absences is reported as a fund liability.

O. Accrued Liabilities and Long-Term Obligations

All payables, accrued liabilities, and long-term obligations are reported on the government-wide financial statements. All payables, accrued liabilities, and long-term obligations payable from the enterprise funds are reported on the enterprise fund financial statements.

In general, governmental fund payables and accrued liabilities are recognized as fund liabilities when incurred. However, required pension contributions that are paid from governmental funds are reported as liabilities on the fund financial statements only to the extent that they are due for payment during the current year. Loans and leases are recognized as a liability on the fund financial statements when due.

P. Fund Equity

Fund equity at the governmental fund financial reporting level is classified as fund balance. Fund equity for all other reporting is classified as net position.

Fund Balance

Generally, fund balance represents the difference between the assets and liabilities under the current financial resources' measurement focus of accounting. In the fund financial statements, governmental funds report fund balance classifications that comprise a hierarchy based primarily on the extent to which the County is bound to honor constraints on the specific purposes for which amounts in those funds can be spent. Fund balances are classified as follows:

Nonspendable: Fund balances are reported as nonspendable when amounts cannot be spent because they are either (a) not in spendable form (i.e., items that are not expected to be converted to cash) or (b) legally or contractually required to be maintained intact.

Restricted: Fund balances are reported as restricted when there are limitations imposed on their use either through the enabling legislation adopted by the County or through external restrictions imposed by creditors, grantors or laws or regulations of other governments.

Note 1 - Summary of Significant Accounting Policies - Continued

P. Fund Equity - Continued

Fund Balance - Continued

Committed: Fund balances are reported as committed when they can be used only for specific purposes pursuant to constraints imposed by formal action of the County Board of Commissioners through the adoption of a resolution. Only the Board of Commissioners may modify or rescind the commitment.

Assigned: Fund balances are reported as assigned when amounts are constrained by the County's intent to be used for specific purposes, but are neither restricted nor committed. Through resolution, the Board of Commissioners has authorized the County's Finance Director to assign fund balances.

Unassigned: Fund balances are reported as unassigned as the residual amount when the balances do not meet any of the above criterion. Positive unassigned fund balance may be reported only in the General Fund. Negative unassigned fund balances may be reported in all funds.

The County has adopted a financial policy of maintaining a minimum balance in the total fund balance of the General Fund equal to 120 days of expenditures based on the annual daily average.

Flow Assumptions

When both restricted and unrestricted amounts of fund balance are available for use for expenditures incurred, it is the County's policy to use restricted amounts first and then unrestricted amounts as they are needed. For unrestricted amounts of fund balance, it is the County's policy to use fund balance in the following order: Committed, Assigned, Unassigned.

Net Position

Net position represents the difference between assets and liabilities in reporting which utilizes the economic resources measurement focus. Net investment in capital assets consists of capital assets, net of accumulated depreciation, reduced by the outstanding balances of any borrowing used (i.e., the amount that the County has spent) for the acquisition, construction or improvement of those assets. Net position is reported as restricted using the same definition as used for restricted fund balance as described in the section above. All other net position is reported as unrestricted.

The County applies restricted resources first when an expense is incurred for purposes for which both restricted and unrestricted net position is available.

Q. Operating Revenues and Expenses

Operating revenues are those revenues that are generated directly from the primary activity of the enterprise funds. For the County, these revenues are charges for services for water and sewer and street lighting. Operating expenses are the necessary costs incurred to provide the service that is the primary activity of the fund. Revenues and expenses not meeting these definitions are reported as nonoperating.

LOWNDES COUNTY, GEORGIA
NOTES TO THE FINANCIAL STATEMENTS

Note 1 - Summary of Significant Accounting Policies - Continued

R. Interfund Transactions

Transfers between governmental and business-type activities on the government-wide financial statements are reported in the same manner as general revenues.

Exchange transactions between funds are reported as revenues in the seller funds and as expenditures/expenses in the purchaser funds. Flows of cash or goods from one fund to another without a requirement for repayment are reported as Interfund transfers. Interfund transfers are reported as other financing sources/uses in governmental funds and after nonoperating revenues/expenses in enterprise funds. Repayments from funds responsible for particular expenditures/expenses to the funds that initially paid for them are not presented on the financial statements.

S. Management Estimates

The preparation of financial statements in conformity with accounting principles generally accepted in the United States of America requires management to make estimates and assumptions that affect the reported amounts of assets and liabilities, the disclosure of contingent assets and liabilities at the date of the financial statements, and the reported amounts of revenues and expenses during the reporting period. Actual results could differ from those estimates.

Note 2 – Deposits and Investments

Deposits: Custodial credit risk for deposits is the risk that, in the event of the failure of a depository financial institution, the County will not be able to recover deposits or will not be able to recover collateral securities that are in the possession of an outside party. At June 30, 2022 all of the County’s deposits were either covered by federal depository insurance, collateral pledged or collateralized through a multiple financial institution collateral pool.

Georgia law governs collateral requirements and forms of collateral under O.C.G.A. Section 45-8-12 which is incorporated by reference with the County’s Investment Policy. The County has no custodial credit risk policies requiring additional collateral.

The Georgia law requires that (1) all deposits shall be collateralized with 10 days of deposit by a surety bond, a guarantee of insurance, or collateral; (2) the face value of any surety bond, guarantee of insurance or collateral shall be at least 110% of the public funds being secured, net of deposit insurance; (3) if a depository elects the pooled method (O.C.G.A. Section 45-8-13.11), the aggregate fair value of the pledged securities may not be less than 110% of the daily pool balance.

Investments: The County has no public investment funds. The County would follow state statutes and adopted investment policies if such investments were made in the future to avoid custodial credit risk.

Interest Rate Risk: The County has a formal investment policy that limits investment maturities to one year as a means of managing its exposure to fair value losing arising from increasing interest rates.

LOWNDES COUNTY, GEORGIA
NOTES TO THE FINANCIAL STATEMENTS

Note 3 – Property Taxes

Property taxes include amounts levied against all real property, public utility property, and tangible personal property located in the County. The property taxes for Lowndes County are collected by the Lowndes County Tax Commissioners Office and remitted to the County monthly.

The property tax calendar is as follows:

- January 1 - Assessment date
- July 1 - Tax Assessors send returns to Tax Commissioner
- July 25 - Millage rate is set by the County Commission
- July 28 - County tax digest is submitted to the State Revenue Commissioner
- September 15 - Bills are mailed by Tax Commissioner
- November 15 - Due date for property taxes other than motor vehicles
- November 16 - Execution date for unpaid taxes

Taxes are collected throughout the year.

Note 4 – Payment in Lieu of Taxes

According to State law, the County has entered into agreements with a number of property owners under which the County has granted property tax abatements to those property owners and agreed to construct certain infrastructure improvements.

The property owners have agreed to make payments to the County to help pay the costs of the infrastructure improvements. The amount of those payments generally reflects all or a portion of the property taxes which the property owners would have paid if their taxes had not been abated. The property owners’ contractual promises to make these payments in lieu of taxes generally continue until the costs of the improvement have been paid or the agreement expires, whichever occurs first. Future development by those owners or others may result in subsequent agreements to make payments in lieu of taxes and may therefore spread the costs of the improvements to a larger number of property owners.

Note 5 – Hotel/Motel Lodging Tax

Lowndes County levies a 7% hotel motel lodging tax of which 3% is designated for the promotion of tourism, 1% is designated for recreation and 3% for county discretionary use and transferred to the Special Services Fund. All of the tourism funds are provided to the Valdosta-Lowndes County Conference Center & Tourism Authority which amounted to \$289,914. Lowndes County receives an annual budget and audit report from the Valdosta-Lowndes County Conference Center & Tourism Authority demonstrating that all expenditures of these funds were for promotion of tourism as required by O.C.G.A. 48-13-51. Collections of hotel motel lodging tax amounted to \$676,466. The Valdosta Lowndes County Parks & Recreation Authority was provided funds in the amount of \$96,638. The balance of funds was used by the County to assist with appropriations to the Valdosta-Lowndes County Airport Authority and the Annette Howell Center for the Arts bringing the total expenditures to 100% of revenues.

LOWNDES COUNTY, GEORGIA
NOTES TO THE FINANCIAL STATEMENTS

Note 6 – Receivables

Receivables at June 30, 2022, consisted of accounts (billings for user charged services, including unbilled utility services), sales taxes, accrued interest, grants, interfund, and property taxes. All amounts due from other governments are considered collectible in full. Delinquent property taxes may be certified and collected as a special assessment, subject to foreclosure for nonpayment.

Receivables are recognized to the extent the amounts are determined material and substantiated, not only by supporting documentation but also by a reasonable systematic method of determining their existence, completeness, valuation, and collectability.

Note 7 – Due from Other Governments

A summary of the amounts due from other governments is as follows:

Special Revenue Funds	
Nonmajor funds	
Homeland Security	\$ 1,519
Total - Special Revenue Funds	<u>1,519</u>
Total - Due From Other Governments	<u>\$ 1,519</u>

LOWNDES COUNTY, GEORGIA
 NOTES TO THE FINANCIAL STATEMENTS

Note 8 – Capital Assets

Capital asset activity for the year ended June 30, 2022 was as follows:

	<u>Balance at July 1, 2021</u>	<u>Additions</u>	<u>Reductions</u>	<u>Balance at June 30, 2022</u>
Primary Government Governmental Activities:				
Nondepreciable Capital Assets:				
Land	\$ 3,959,622	\$ 568,971	\$ -	\$ 4,528,593
Construction in progress	20,454,820	32,917,819	4,737,658	48,634,981
Total Nondepreciable Capital Assets	<u>24,414,442</u>	<u>33,486,790</u>	<u>4,737,658</u>	<u>53,163,574</u>
Depreciable Capital Assets:				
Buildings and building improvements	\$ 87,726,664	\$ 17,768	\$ 8,095	\$ 87,736,337
Improvements other than buildings	7,367,708	1,465,000	-	8,832,708
Machinery and equipment	29,183,350	1,780,220	1,131,340	29,832,230
Vehicles	9,060,343	3,399,189	1,183,391	11,276,141
Infrastructure	339,517,080	4,496,654	-	344,013,734
Total Depreciable Capital Assets	<u>472,855,145</u>	<u>11,158,831</u>	<u>2,322,826</u>	<u>481,691,150</u>
Less Accumulated Depreciation for:				
Buildings and building improvements	30,998,148	1,297,242	8,095	32,287,295
Improvements other than buildings	985,055	236,482	-	1,221,537
Machinery and equipment	18,914,843	1,744,008	1,130,187	19,528,664
Vehicles	7,365,011	833,198	1,183,391	7,014,818
Infrastructure	300,941,930	2,786,898	-	303,728,828
Total Accumulated Depreciation	<u>359,204,987</u>	<u>6,897,828</u>	<u>2,321,673</u>	<u>363,781,142</u>
Total Depreciable Capital Assets, Net	<u>113,650,158</u>	<u>4,261,003</u>	<u>1,153</u>	<u>117,910,008</u>
Governmental Activities Capital Assets, Net	<u>\$ 138,064,600</u>	<u>\$ 37,747,793</u>	<u>\$ 4,738,811</u>	<u>\$ 171,073,582</u>

LOWNDES COUNTY, GEORGIA
 NOTES TO THE FINANCIAL STATEMENTS

Note 8 – Capital Assets - Continued

	<u>Balance at July 1, 2021</u>	<u>Additions</u>	<u>Reductions</u>	<u>Balance at June 30, 2022</u>
Business Type Activities:				
Nondepreciable Capital Assets:				
Land	\$ 2,959,168	\$ 248,625	\$ -	\$ 3,207,793
Construction in progress	8,388,432	3,455,160	2,315,092	9,528,500
Total Nondepreciable Capital Assets	<u>11,347,600</u>	<u>3,703,785</u>	<u>2,315,092</u>	<u>12,736,293</u>
Depreciable Capital Assets:				
Water and sewer infrastructure	\$ 71,349,181	\$ 1,327,845	\$ -	\$ 72,677,026
Machinery and equipment	3,424,792	609,985	-	4,034,777
Vehicles	803,784	14,000	-	817,784
Total Depreciable Capital Assets	<u>75,577,757</u>	<u>1,951,830</u>	<u>-</u>	<u>77,529,587</u>
Less Accumulated Depreciation for:				
Water and sewer infrastructure	28,523,213	1,275,426	-	29,798,639
Machinery and equipment	1,845,586	214,469	-	2,060,055
Vehicles	545,277	67,561	-	612,838
Total Accumulated Depreciation	<u>30,914,076</u>	<u>1,557,456</u>	<u>-</u>	<u>32,471,532</u>
Total Depreciable Capital Assets, Net	<u>44,663,681</u>	<u>394,374</u>	<u>-</u>	<u>45,058,055</u>
Business Type Activities Capital Assets, Net	<u>\$ 56,011,281</u>	<u>\$ 4,098,159</u>	<u>\$ 2,315,092</u>	<u>\$ 57,794,348</u>

Depreciation was charged to governmental functions as follows:

Governmental activities:

General Government

Legislative and Executive	\$ 859,226
Judicial	350,027
Public Safety	2,353,067
Public Works	2,948,299
Culture and Recreation	246,687
Health and Welfare	<u>140,522</u>

Total Depreciation Expense - Governmental Activities \$ 6,897,828

Business-type activities:

Water and Sewer	\$ 1,557,223
	<u>233</u>

Total Depreciation Expense - Business-type Activities \$ 1,557,456

LOWNDES COUNTY, GEORGIA
 NOTES TO THE FINANCIAL STATEMENTS

Note 9 – Interfund Balances and Transfers

Interfund receivable and payable balances as of June 30, 2022 are as follows:

Due To	Due From Nonmajor Governmental Funds
General Fund	\$ 167,645
	\$ 167,645

Interfund transfers for the year ending June 30, 2022 consisted of the following:

Transfer Out Fund	Transfer In Fund		
	General Fund	Nonmajor Governmental Funds	Total
Major Fund:			
General Fund	\$ -	\$ 1,149,361	\$ 1,149,361
Water Sewer Fund	450,000	-	450,000
Nonmajor Landfill Fund	150,000	-	150,000
Nonmajor Governmental Funds	490,745	289,914	780,659
	\$ 1,090,745	\$ 1,439,275	\$ 2,530,020

The interfund balances resulted from loans made to provide working capital for operations and projects and the time lag between dates that payments between funds are made. Funds were advanced from the General Fund to the Intergovernmental Grants Fund to cover expenditures that will be reimbursed later from grant funds.

Based on the number of employees of nonmajor governmental funds and business type funds, a calculation of charges to that fund is performed to pay for administrative services from the general fund for human resources, financial services, IT services and other management services. Transfers are budgeted for these charges from the general fund which are transferred quarterly. Transfers to the 911 Fund, a nonmajor governmental fund, were to cover operational cost of that fund.

Note 10 – Risk Management

A. Property and Liability

The County is exposed to various risk of loss related to torts; theft of, damage to, and destruction of assets; errors and omissions; injuries to employees; and natural disasters. The County established a Health Insurance Fund and a Workers Compensation Fund (internal service funds) to account for and finance its uninsured risks of loss. Under this program, the Workers Compensation Fund provides coverage for up to a maximum of \$250,000 for each worker’s compensation claim, \$2,500 for each enforcement claim. The coverage has a \$1,000,000 cap. Settled claims have not exceeded this commercial coverage in any of the past three fiscal years.

LOWNDES COUNTY, GEORGIA
 NOTES TO THE FINANCIAL STATEMENTS

Note 10 – Risk Management - Continued

A. Property and Liability - Continued

All funds of the County participate in the Health Insurance and Workers Compensation programs and make payments to the funds based on estimates of the amounts needed to pay prior and current-year claims and to establish a reserve for catastrophe losses. The Health Insurance Fund has a net position of \$670,021 and the Workers Compensation Fund has a net position balance of \$446,416 as of June 30, 2022. At June 30, 2022 the Health Insurance Fund has a claims liability of \$702,042 and the Workers Compensation Fund has a claims liability of \$690,000 reported based on the requirements of Governmental Accounting Standards Board Statement No. 10, which requires that a liability for claims be reported if information prior to the issuance of financial statements indicates that it is probable that a liability has been incurred at the date of the financial statements and the amount of the loss can be reasonably estimated.

Changes in the Health Insurance and Workers Compensation Funds claim liability amounts in fiscal 2021 and 2022 were:

Fiscal Year 2021	Beginning	Claims Estimates	Claims Paid	Ending
	Group Health Fund	\$ 363,363	\$ 6,669,427	\$ 6,409,451
Workers' Compensation Fund	620,000	334,945	244,945	710,000
	<u>\$ 983,363</u>	<u>\$ 7,004,372</u>	<u>\$ 6,654,396</u>	<u>\$ 1,333,339</u>

Fiscal Year 2022	Beginning	Claims Estimates	Claims Paid	Ending
	Group Health Fund	\$ 623,339	\$ 7,932,477	\$ 7,853,774
Workers' Compensation Fund	710,000	196,804	216,804	690,000
	<u>\$ 1,333,339</u>	<u>\$ 8,129,281</u>	<u>\$ 8,070,578</u>	<u>\$ 1,392,042</u>

1) Health Care

The County manages the employee health coverage uninsured except for a stop-loss policy. Included in the accounts payable of the Health Insurance Fund is an estimated liability of \$702,042 which reflects health claims incurred, but not processed prior to yearend. This health claims liability was estimated based on such claims paid subsequent to year end.

2) Workers' Compensation

The County participates in the ACCG- Group Self-Insurance Workers' Compensation Fund to pay all cost taxed against members in any legal proceeding defended by the members, all interest accruing after entry of judgment, and all expense incurred for investigation, negotiation, or defense.

Included in the accounts payable of the Workers Compensation Fund is an estimated liability of \$690,000 which reflects workers compensation claims incurred but not processed prior to year-end. This workers compensation liability was estimated in the annual actuarial report.

Settled claims in the past three years have not exceeded the coverage. There was no significant reduction in insurance coverage from the prior year.

LOWNDES COUNTY, GEORGIA
 NOTES TO THE FINANCIAL STATEMENTS

Note 11 –Pension Plan

Plan Description

The County contributes to the Association County Commissioners of Georgia (ACCG) Defined Benefit Plan (Plan), an agent multiple-employer public employee retirement system that acts as a common investment and administrative agency for participating counties in Georgia.

The Plan’s financial statements are prepared on an accrual basis, modified to include unrealized gains or losses on marketable securities owned by the Plan.

Plan member contributions are recognized in the period in which contributions are due. County contributions are recognized when due and the County has made a formal commitment to provide the contributions. Benefits and refunds are recognized when due and payable.

Investments in securities are valued at current market prices. The trust fund is invested, approximately, in 70% equities and 30% fixed income securities on a cost basis.

The Trustees for the Association County Commissioners of Georgia (ACCG) Pension Plan and Trust oversees the administration, investment and funding of the Association County Commissioners of Georgia Retirement Program for member employers.

The County contributes to the Association County Commissioners of Georgia (“ACCG”) Defined Benefit Plan, an agent multiple-employer public employee retirement system that acts as a common investment and administrative agent for participating counties in Georgia.

Plan Membership

Participant counts as of January 1, 2022, (the date of the most recent actuarial valuation date) and covered compensation based on covered earnings for the preceding year) are shown below:

Retirees, beneficiaries and disables receiving benefits	260
Terminated plan members entitled to but not yet receiving benefits	299
Active plan members	485
Total number of plan participants	1,044
 Covered compensation for active participants	 \$ 21,893,834

Benefits

The specific benefit provisions of the County’s plan were established by an adoption agreement executed by the County Board of Commissioners. The Plan provides for benefits upon retirement, death, disablement, and termination of employment, if certain eligibility conditions are met.

Contributions

The County is required to contribute annually at an actuarially determined rate. Section 47-20 of the Georgia Code set forth the minimum funding standards for state and local governmental pension plans. Administrative expenses are based on total covered compensation of active plan participants and are added to the state-required annual fund requirement.

LOWNDES COUNTY, GEORGIA
 NOTES TO THE FINANCIAL STATEMENTS

Note 11 –Pension Plan – Continued

Contributions - Continued

The Georgia Constitution enables the governing authority of the County, the Board of Commissioners, to establish, and amend from time-to-time the contribution rates for the County and its plan participants.

The annual County contribution to the Plan is determined using the actuarial basis described in the annual valuation report. The annual County contribution meets or exceeds the minimum funding requirements of Georgia Statute 47-20. The County contributions for the year ending December 31, 2021 were \$4,338,795. The governmental fund that contributed to the pension plan include the General, the Special Services, the Commissary, the Intergovernmental, the Jail Operations, the 911 Emergency Telephone, the Victim Assistance, and the Equipment. The business-type funds that contributed to the pension plan include the Water & Sewer and the Landfill.

Net Pension Liability

The County’s net pension liability was measured as of December 31, 2021, and the total pension liability used to calculate the net pension liability was determined by an actuarial valuation as of January 1, 2022. The amount recognized as by the County as the net pension liability was \$13,554,013.

Actuarial assumptions. The actuarial assumptions used for the January 1, 2022 valuation was applied to all periods included in the measurement were as follows:

Investment return	7.00%
Future salary increases	3.50% per year with an age based scale as follows:
<u>Age</u>	<u>Salary Increase</u>
Under 30	3.5% rate plus 1.0%
30-39	3.5% rate plus 0.5%
40-49	3.5% rate less 0.5%
50+	3.5% rate less 1.0%
Mortality	Pub-2010 GE (50%) & PS (50%) Amt-Weighted with Scale AA to 2021

The long-term expected rate of return on pension plan investments was determined using a building-block method in which best-estimate ranges of expected future real rates of return (expected returns, net of pension plan investment expense and inflation) are developed for each major asset class. These ranges are combined to produce the long-term expected rate of return by weighting the expected future real rates of return by the target asset allocation percentage and by adding expected inflation.

The target allocation and best estimates of arithmetic real rates of return for each major asset class are summarized in the following table:

<u>Asset Class</u>	<u>Target Allocation</u>	<u>Range</u>
Fixed income	30%	25%-35%
Equities:	70%	65%-75%
Large Cap	30%	25%-35%
Mid Cap	5%	2.5%-10%
Small Cap	5%	2.5%-10%
REIT	5%	2.5%-10%
International	15%	10%-20%
Multi Cap	5%	2.5%-10%
Global Allocation	5%	2.5%-10%

LOWNDES COUNTY, GEORGIA
 NOTES TO THE FINANCIAL STATEMENTS

Note 11 –Pension Plan - Continued

Discount rate. The discount rate used to measure the total pension liability was 7.00%. The projection of cash flows used to determine the discount rate assumed that employee contribution will be made at the current contribution rate and that Country contributions will be made at rates equal to the difference between actuarially determined contribution rates and the employee rate. Based on those assumptions, the pension plan’s fiduciary net position was projected to be available to make all projected future benefit payments of current active and inactive employees. Therefore, the long-term expected rate of return on pension plan investments was applied to all periods of projected benefit payments to determine the total pension liability.

Changes in the Net Pension Liability

	Total Pension Liability (a)	Fiduciary Net Pension (b)	Net Pension Liability (a)-(b)
Balance at December 31, 2020	\$ 81,729,295	\$ 63,026,447	\$ 18,702,848
Changes for the year:			
Service cost	1,478,683	-	1,478,683
Interest	5,600,563	-	5,600,563
Liability experience (gain)/loss	1,215,915	-	1,215,915
Assumption change	114,455	-	114,455
Employer contributions	-	4,527,596	(4,527,596)
Employee contributions	-	-	-
Net investment income	-	9,511,610	(9,511,610)
Benefit payment	(3,458,107)	(3,458,107)	-
Service credit transfer	15,595	15,595	-
Administrative expense	-	(108,103)	108,103
Other changes	-	(372,652)	372,652
Net Changes	4,967,104	10,115,939	(5,148,835)
Balance at December 31, 2021	\$ 86,696,399	\$ 73,142,386	\$ 13,554,013

Sensitivity of the Net Pension Liability to Changes in the Discount Rate

The following presents the net pension liability of the County, calculated using the discount rate of 7.0%, as well as what the County’s net pension liability would be if it were calculated using a discount rate that is 1-percentage-point lower (6.0%) or 1-percentage-point higher (8.0%) than the current rate:

	6.00%	7.00%	8.00%
Total Pension Liability	\$ 97,814,096	\$ 86,696,399	\$ 77,463,003
Fiduciary Net Position	73,142,386	73,142,386	73,142,386
Net Pension Liability	\$ 24,671,710	\$ 13,554,013	\$ 4,320,617

LOWNDES COUNTY, GEORGIA
 NOTES TO THE FINANCIAL STATEMENTS

Note 11 –Pension Plan - Continued

Pension Expense and Deferred Outflows of Resources and Deferred Inflow of Resources Related to Pensions

For the year ended June 30, 2022, the County recognized pension expense of \$4,678,747. At June 30, 2022, the County reported deferred outflows of resources and deferred inflow of resources related to pensions from the following sources:

	<u>Net Deferred Outflows</u>	<u>Net Deferred Inflows</u>
Net difference between projected and actual earnings on pension plan investments	\$ 1,078,641	\$ (8,475,114)
Differences between expected and actual experience	1,894,033	-
Assumption changes	884,426	-
Contributions made after the measurement date	4,119,230	-
Total	<u>\$ 7,976,330</u>	<u>\$ (8,475,114)</u>

The \$4,119,230 reported as deferred outflows of resources resulting from County contributions subsequent to the measurement date will be recognized as a reduction of the net pension liability in the year ended June 30, 2023. Other amounts reported as deferred outflow of resources and deferred inflow of resources as related to pensions will be recognized in pension expense as follows:

Year ended June 30,	
2021	\$ (104,702)
2022	\$ (2,106,357)
2023	\$ (1,418,050)
2024	\$ (988,905)
2025	\$ -

Payable to the Pension Plan

At June 30, 2022 the County reported a payable of \$2,266,731 for the outstanding amount of contributions to the pension plan required for the year ended December 31, 2022. Subsequent to the valuation date of January 1, 2022 the county made a contribution of \$4,119,230. For the current year and all prior years all governmental, enterprise and internal service funds that compensate employees provide retirement contributions that are paid in toward the net pension obligation.

A copy of additional financial information from the Plan financial reports can be obtained from GEBCorp, 400 Galleria Parkway, Suite 1250, Atlanta, Georgia 30339.

In addition to the above retirement plan, of which the County is administrator, the following retirement plans are in effect but are not under the direct control of the County:

- 1) Judges of the Probate Courts Retirement Fund of Georgia
- 2) Clerk of Superior Court Retirement Fund
- 3) Sheriffs’ Retirement Fund of Georgia
- 4) Peace Officers’ Annuity and Benefit Fund of Georgia
- 5) Georgia Firefighters’ Pension Fund

These plans provide for certain sums from marriage licenses, fees, fines and forfeitures to be remitted directly to the pension plans before the payment of any costs or other claims. GASB Statement #68 valuation reports and schedules can be found on their respective web sites.

Note 12 - Deferred Compensation Plan

The County offers its employees a deferred compensation plan created in accordance with Internal Revenue Code (IRC) Section 457. The plan, available to all employees, permits them to defer a portion of their salary until future years. The deferred compensation is not available to employees until termination, retirement, death, or unforeseeable emergency.

The assets of the plan are held in trust, (custodial account or annuity contract) as described in IRC Section 457(g) for the exclusive benefit of the participants (employees) and their beneficiaries. The custodian thereof for the exclusive benefit of the participants holds the custodial account for the beneficiaries of this Section 457 plan, and the assets may not be diverted to any other use. The Administrators are agents of the employer for the purposes of providing direction to the custodian of the custodial account from time to time for the investment of funds held in the account, transfer of assets to or from the account and all other matters. In accordance with the provisions of GASB Statement 32, plan balances and activities are not reflected in Lowndes County, Georgia's financial statements.

Note 13- Other Post-Employment Benefits

Plan Description

In addition to providing pension benefits, in accordance with County resolution, the County provides certain health care benefits for retired employees. The County's employees who are eligible for retirement benefits under the pension plan are also eligible for post-employment health care benefits.

This single employer defined benefit health plan is governed by the County Board of Commissioners. The County has made no commitments to maintain this program. The benefits of the plan are not vested and may be modified or eliminated at any time. A separate financial statement is not issued for the plan.

Eligibility

Retirees who meet one of the following requirements are eligible to continue coverage through the County's self-insured health insurance program:

- Age 65
- Must have 10 or more years of service with Lowndes County, and be at least 55 years of age or
- Must have a combination of years of service and attained age equal to 75, with a minimum age of 55.
- Must have 10 or more years of services with Lowndes County and be deemed to be totally disabled by the Federal Social Security Administration.

Retirees may stay on the plan for their lifetime by making the required contribution. Dependents may participate for the lifetime of the retiree as long as the retiree pays the required contribution for dependent coverage.

LOWNDES COUNTY, GEORGIA
 NOTES TO THE FINANCIAL STATEMENTS

Note 13– Other Post-Employment Benefits - Continued

Eligibility - Continued

The monthly retiree contributions are as follows:

Medical Tier	Non-Medicare Eligible Retiree	Medicare Eligible Retiree
Retiree Only	\$ 205.00	\$ 115.00
Family	\$ 315.00	\$ 175.00

Once the covered member becomes eligible for Medicare, the County’s plan pays claim secondary to Medicare.

Fund Membership

The following schedule (derived from the most recent actuarial valuation report) reflects membership in the OPEB Plan as of June 30, 2021:

Inactive employees or beneficiaries currently receiving benefits	86
Inactive members entitled to but not yet receiving benefits	-
Active employees	410
Total membership	496

Funding Policy

The contribution requirements of plan members and the County are established and may be amended by the Board of Commissioners. The required contribution is based on a projected pay-as-you-go financing requirement as determined by the Board of Commissioners. No contributions are being accumulated in a trust. The funding for the actuarial values is from the General Fund, the Special Services Fund and the Water and Sewer Fund.

Actuarial Methods and Assumptions

The total OPEB liability was determined by an actuarial valuation as of June 30, 2021, using the following key actuarial assumptions and inputs:

Inflation	2.00%
Real wage growth	0.50%
Wage inflation	2.50%
Salary increases, including wage inflation	2.50% - 4.50%
Municipal Bond Index Rate	
Prior measurement date	2.21%
Measurement date	2.16%
Health Care Cost Trends	
Pre-Medicare	7.00% for 2021 decreasing to an ultimate rate of 4.50% by 2031
Medicare	5.125% for 2021 decreasing to an ultimate rate of 4.50% by 2024

LOWNDES COUNTY, GEORGIA
 NOTES TO THE FINANCIAL STATEMENTS

Note 13– Other Post -Employment Benefits - Continued

Actuarial Methods and Assumptions – Continued

The discount rate was based on the June average of the Bond Buyer General Obligation 20-year Municipal Bond Index published by The Bond Buyer.

Mortality rates were based on the Pub-2010 GE (50%0 & PS (50%) Amt-Weighted with Scale AA to 2021.

The demographic actuarial assumptions for retirement, disability incidence, withdrawal, and salary increase used in the June 30, 2021 valuation were based on the pension valuation prepared by ACCG Retirement Services as of January 1, 2021.

The remaining actuarial assumptions (e.g., initial per capital costs, health care cost trends, etc.) used in the valuation were based on a review of recent plan experience done concurrently with the June 30, 2021 valuations.

Sensitivity of the Total OPEB Liability to Changes in the Health Care Cost Trend Rate

Health Care Cost Trend Rate Sensitivity			
	1% Decrease	Current Discount Rate	1% Increase
Total OPEB Liability \$	86,328,050	\$ 105,888,178	\$ 131,671,383

Sensitivity of the Total OPEB Liability to Changes in the Discount Rate

Discount Rate Sensitivity			
	1% Decrease	Current Discount Rate	1% Increase
	<u>(1.16%)</u>	<u>(2.16%)</u>	<u>(3.16%)</u>
Total OPEB Liability \$	129,345,573	\$ 105,888,178	\$ 87,775,296

Changes in the Total OPEB Liability

Total OPEB Liability as of June 30, 2020	\$ 80,823,576
Changes for the year:	
Service Cost at the end of the year*	4,364,797
Interest on TOL and Cash Flows	1,872,363
Changes in benefit terms	-
Difference between expected and actual experience	11,136,835
Changes of assumptions or other inputs	8,627,829
Ne benefit payments	<u>(937,222)</u>
Net changes	<u>25,064,602</u>
Total OPEB Liability as of June 30, 2021	<u>\$ 105,888,178</u>

*The service cost includes interest for the year.

LOWNDES COUNTY, GEORGIA
 NOTES TO THE FINANCIAL STATEMENTS

Note 13– Other Post -Employment Benefits - Continued

OPEB Expense and Deferred Outflows and Inflows of Resources

For the year ended June 30, 2022, the County recognized OPEB expense of \$10,791,262.

The following table provide the summary of the deferred outflows of resources and deferred inflows of resources as of June 30, 2021:

	<u>Deferred Outflows of Resources</u>	<u>Deferred Inflows of Resources</u>
Differences between expected and actual experience	\$ 10,541,730	\$ 2,590,923
Changes of assumptions and other inputs	<u>22,175,539</u>	<u>3,664,847</u>
Total	<u>\$ 32,717,269</u>	<u>\$ 6,255,770</u>

Amounts reported as deferred outflows and inflows of resources related to OPEB benefits will be recognized in the OPEB expense as follows:

Measurement Period Ended	
<u>June 30,</u>	
2023	\$ 4,554,102
2024	4,554,102
2025	4,554,102
2026	4,958,864
2027	5,243,715
Thereafter	2,596,814

Note 14 – Compensated Absences

It is the County’s policy to permit employees to accumulate earned but unused leave benefits. A maximum of 192 hours of unused leave benefits will be paid to employees upon separation from County service. In the normal course of business, all payments of these accumulated benefits will be funded from appropriations of the year in which they are to be paid from the fund for which the employee’s compensation is funded. While the General Fund covers a majority of the cost of compensated absences, Commissary, Jail Operations, Drug Abuse Treatment, 911 Emergency Telephone, Victim Witness and Special Services funds all contribute to compensated absences for employees paid through those funds.

	<u>Balance at July 1, 2021</u>	<u>Additions</u>	<u>Reductions</u>	<u>Balance at June 30, 2022</u>	<u>Amount Due In One Year</u>
Primary Government:					
Governmental Activities:					
Compensated absences	\$ 1,416,103	\$ 890,354	\$ 793,018	\$ 1,513,439	\$ 847,526
Business Type Activities:					
Compensated absences	<u>69,770</u>	<u>53,780</u>	<u>39,071</u>	<u>84,479</u>	<u>47,308</u>
Total Primary Government	<u>\$ 1,485,873</u>	<u>\$ 944,134</u>	<u>\$ 832,089</u>	<u>\$ 1,597,918</u>	<u>\$ 894,834</u>

LOWNDES COUNTY, GEORGIA
 NOTES TO THE FINANCIAL STATEMENTS

Note 15 - Leases

As of December 1, 2003, the County issued bonds through the Central Valdosta Development Authority for the purchase of the Judicial Complex. During FY2013 the bonds held by the Central Valdosta Development Authority were refunded and new bonds were issued through the Lowndes County Public Facility Authority. The county entered into an agreement with the Lowndes County Public Facility for the purchase of the Judicial Complex and payment of the bonds.

Various leases have been entered into for the acquisition of equipment. The assets acquired through leases for governmental type activities are as follows:

	<u>Governmental</u>
Construction in progress	\$ 32,860,312
Less: Accumulated Depreciation	-
Total	\$ 32,860,312

There was no amortization expense for governmental funds since the equipment is under construction.

Intergovernmental Agreement

As of December 2019, the County entered into an intergovernmental funding agreement with the Valdosta-Lowndes County Development Authority to secure bonds issued by the Authority for \$ 17,395,000 to refinance prior bonds and finance acquisition and development of industrial sites. The bonds have a variable fixed interest rate. The bonds mature December 1, 2034. The balance as of June 30, 2022 is \$ 15,255,000.

Note 16 – Long-Term Debt

The following is a summary of long-term debt transactions of the County for the year ended June 30, 2022:

	<u>Balance at July 1, 2021</u>	<u>Additions</u>	<u>Reductions</u>	<u>Balance at June 30, 2022</u>	<u>Amount Due In One Year</u>
<u>Governmental Activities</u>					
Lease - General Fund	\$ 1,445,154	\$ -	\$ 481,718	\$ 963,436	\$ 481,718
Lease - Equipment Fund	43,988,290	-	-	43,988,290	265,659
Total Capital Leases	45,433,444	-	481,718	44,951,726	747,377
Bonds - Public Facility Authority	2,970,000	-	960,000	2,010,000	990,000
Unamortized Bond Premium	77,353	-	34,194	43,159	27,146
Total Bonds Payable	3,047,353	-	994,194	2,053,159	1,017,146
Total Governmental Activities	\$ 48,480,797	\$ -	\$ 1,475,912	\$ 47,004,885	\$ 1,764,523
	<u>Balance at July 1, 2021</u>	<u>Additions</u>	<u>Reductions</u>	<u>Balance at June 30, 2022</u>	<u>Amount Due In One Year</u>
<u>Business - Type Activities</u>					
Revenue Bonds (2016)	\$ 3,395,000	\$ -	\$ 815,000	\$ 2,580,000	\$ 835,000
GEFA Note 2014L12WQ	21,855	-	21,855	-	-
GEFA Note CW2018001	1,310,290	-	133,227	1,177,063	134,310
Unamortized Bond Premium	54,233	-	19,645	34,588	15,410
Total Business-Type Activities	\$ 4,781,378	\$ -	\$ 989,727	\$ 3,791,651	\$ 984,720

LOWNDES COUNTY, GEORGIA
 NOTES TO THE FINANCIAL STATEMENTS

Note 16 – Long-Term Debt – Continued

Internal service funds predominately provide service to the governmental funds. Accordingly, the long-term liabilities for them are included as part of the totals for governmental activities. The additions to leases from the internal service Equipment Fund are accounted for in the government-wide statement of net position but are not reflected in the governmental fund statements which do not include the internal service funds.

Governmental activities debt is paid for by direct appropriation of funds for the Lowndes County Public Facility Authority lease in the general fund and by allocation of rental payments for capital assets from applicable general fund departments.

The original issue date, interest rate and original issue amount for the County’s long-term obligations are as follows:

	<u>Purpose</u>	<u>Original Issue Date</u>	<u>Interest Rate</u>	<u>Original Issue Amount</u>	<u>Maturity Date</u>	<u>Annual Installments</u>
Governmental Activities						
Bonds	Judicial/Admin Complex Building	2012	Fixed	\$ 9,265,000	2024	Variable
Lease	Radio System	2021	0.00%	\$ 1,445,155	2024	\$ 481,718
Lease	Upgrade Equipment	2021	2.79%	\$ 43,988,290	2042	Variable
Business Activities						
Revenue Bonds	Water & Sewer Capital Improvements	2013	Fixed	\$ 7,545,000	2025	Variable
GEFA Note 2014L12WQ	Water & Sewer Capital Improvements	2014	0.82%	\$ 1,285,219	2022	Variable
GEFA Note CW2018001	Water & Sewer Capital Improvements	2018	0.81%	\$ 1,376,500	2031	Variable

Fixed interest rates on the Judicial Complex Building bonds range from 2.00% in 2013 to 3.00% in 2024. Annual principal installments range from \$850,000 in 2017 to \$1,020,000 in 2024.

On May 25, 2021, the County obtain a lease for \$1,445,155 for radio system equipment. The rate on the loan is 0% and payments are \$481,718 per year until 2024.

On April 30, 2021, the County obtained a lease for \$43,988,290 for upgrades to equipment to assist in gathering data for water and sewer charges and for improvements to utility cost for all County buildings. The annual payments are variable with a 2.79% rate. Accrued interest was paid in FY2022 and principal and interest will be paid from FY2023 until FY2042.

Fixed interest rates on the Water & Sewer revenue bonds range from 2.00% in 2013 to 3.00% in 2022. Annual principal installments range from \$715,000 in 2013 to \$880,000 in 2025.

On November 17, 2014, the County obtained loan number 2014L12WQ from the Georgia Environmental Finance Authority (GEFA) in the amount of \$1,285,219 for upgrades to the Alapaha Wastewater Treatment Plant. The loan bears an interest rate of .82% and will be amortized with monthly payments of \$21,870 and matured in July 2021 and is paid off.

On November 2, 2017, the County obtained loan number CW2019001 from the Georgia Environmental Finance Authority (GEFA) in the amount of \$1,734,000 for acquiring, constructing and installing environmental facilities. The loan bears an interest rate of .81% and amortization is pending completion of the project.

LOWNDES COUNTY, GEORGIA
 NOTES TO THE FINANCIAL STATEMENTS

Note 16 – Long-Term Debt – Continued

The following is a summary of the County's future annual debt service requirements on long-term obligations:

Year Ending June 30,	Governmental Activities			
	Bonds		Leases	
	Principal	Interest	Principal	Interest
2023	\$ 1,017,146	\$ 60,300	\$ 747,377	\$ 1,227,273
2024	1,036,013	30,600	955,136	1,219,861
2025	-	-	693,003	1,206,653
2026	-	-	923,328	1,187,318
2027	-	-	819,393	1,161,557
2028-2032	-	-	9,697,022	5,224,959
2033-2037	-	-	14,065,278	3,593,535
2038-2042	-	-	17,051,189	1,432,302
Total	\$ 2,053,159	\$ 90,900	\$ 44,951,726	\$ 16,253,458

Year Ending June 30,	Business Activities			
	Revenue Bonds		GEFA Note CW2017001	
	Principal	Interest	Principal	Interest
2023	\$ 850,410	\$ 59,950	\$ 134,310	\$ 9,036
2024	876,099	34,900	135,402	7,944
2025	888,079	17,600	136,503	6,844
2026	-	-	137,613	5,734
2027	-	-	138,732	4,615
2028 - 2031	-	-	494,503	7,210
Total	\$ 2,614,588	\$ 112,450	\$ 1,177,063	\$ 41,383

LOWNDES COUNTY, GEORGIA
 NOTES TO THE FINANCIAL STATEMENTS

Note 17 – Legal Debt Margin

The legal debt limit of the County for general obligation debt is determined by the Constitution of Georgia to be 10% of the total assessed value of all real, personal, and public utility property less any debt applicable to the limit. The legal debt margin as June 30, 2022 was \$328,467,0000, based on a total assessed values of \$3,305,521,000 and with general obligation debt of \$2,053,000 outstanding.

Note 18 – Landfill Post-closure Cost

State and federal laws and regulations require the County to cover a landfill and maintain monitoring functions for thirty years after closure. The County has accrued the expected post-closure cost for the landfill that closed November 1996. The amount accrued of \$925,305 represents 100% of the total estimated remaining post-closure cost which is made up of estimated monitoring costs and maintenance costs. This estimate is subject to change based on changes in technology or applicable laws and regulations. Solid waste host fees are utilized to cover the post-closure cost.

	<u>Balance at</u> <u>July 1, 2021</u>	<u>Additions</u>	<u>Reductions</u>	<u>Balance at</u> <u>June 30, 2022</u>	<u>Amount Due</u> <u>In One Year</u>
Business Type Activities:					
Post-closure care cost	\$ 888,862	\$ 36,443	\$ -	\$ 925,305	\$ 84,119

Note 19 – Insurance Pools

A. ACCG – Group Self-Insurance Workers Compensation and Interlocal Risk Management Agency

The County may be subject to risk of loss due to torts; theft of, damage to, and destruction of assets; errors and omissions; injuries to employees; and natural disasters. The County covers these risks through the purchase of insurance coverage through ACCG- Group Self-Insurance Workers’ Compensation Fund and the ACCG-Interlocal Risk Management Agency. These are public entity risk pools currently operating as common risk management and insurance programs for member local governments.

As part of these risk pools, the County is obligated to pay all contributions and assessments as prescribed by the pools, to cooperate with the pool’s agents and attorneys, to follow loss reduction procedures established by the funds, and to report as promptly as possible, and in accordance with any coverage descriptions issued, all incidents which could result in the funds being required to pay any claim of loss. The County is also to allow the pool’s agents and attorneys to represent the County in investigation, settlement discussions, and all levels of litigation arising out of any claim made against the County within the scope of loss protection furnished by the funds.

The funds are to defend and protect the members of the funds against liability or loss as prescribed in the member government contract and in accordance with the worker’s compensation law of Georgia. The funds are to pay all cost taxed against members in any legal proceeding defended by the members, all interest accruing after entry of judgment, and all expense incurred for investigation, negotiation, or defense.

Settled claims in the past three years have not exceeded the coverage. There was no significant reduction in insurance coverage from the prior year.

LOWNDES COUNTY, GEORGIA
NOTES TO THE FINANCIAL STATEMENTS

Note 20 – Joint Ventures

The County and the City of Valdosta jointly govern the Valdosta-Lowndes County Airport Authority and the Valdosta-Lowndes County Conference Center and Tourism Authority as is described in Note 1 - Reporting Entity. The County does not retain an ongoing financial interest or responsibility in the Valdosta-Lowndes County Airport Authority.

The County, in conjunction with cities and counties in the (10) county South Georgia area are members of the Southern Georgia Regional Commission. Membership in a Regional Commission is automatic for each municipality and county in the state. The official Code Georgia Section 50-8-34 (Georgia Planning Act of 1989) provides for the organizational structure of the Regional Commission's. Each county and municipality in the state is required by law to pay minimum annual dues to the Regional Commission. The County paid annual dues in the amount of \$70,953 to the Regional Commission for the year ended June 30, 2022. The Regional Commission Board membership includes the Chief elected official of each county and the Chief elected official of each municipality. The County Board members and municipal Board members from the same county elect one member of the Board who is a resident (but not an elected or appointed official or employee of the County or municipality to serve as the non-public Board member from a County.

The Georgia Planning Act of 1989 (O.C.G.A. 50-8-34) defines Regional Commissions as “public agencies and instrumentality’s of their members”. Georgia laws also provide that the member governments are liable for any debts or obligations of a Regional Commission beyond its resources. (O.C.G.A. 50-8-39.1)

A copy of the financial report can be obtained at the following address:

Southern Georgia Regional Commission
3395 Harris Road
Waycross, Georgia 31503

Note 21 – Related Party Transactions

The County appropriated \$436,009 to the Valdosta - Lowndes County Airport Authority, \$289,914 to the Valdosta-Lowndes County Conference Center and Tourism Authority and \$96,638 to the Valdosta-Lowndes County Parks and Recreation Authority.

Note 22 – Contingent Liabilities

The site purchased for building of the Judicial and Administrative Complex was given environmental clearance at the time of sale but it was discovered that there was leakage of petroleum products from a former gas station site that had not been detected. The County has completed the process of cleaning up the site in cooperation with the Environmental Protection Agency and will receive some funding from them for the cleanup cost. There will be continued monitoring of the site and the County will incur the cost for that monitoring.

The County participates in federal and state assisted grant programs subject to program compliance audits by the grantors or their representatives. It is the County's opinion that no material unrecorded liabilities will arise from audits previously performed or to be performed. Regardless, receipt of these federal and state grant revenues is not assured in the future.

LOWNDES COUNTY, GEORGIA
NOTES TO THE FINANCIAL STATEMENTS

Note 22 – Contingent Liabilities – Continued

Commitments. The County is contingently liable for the obligations of authorities through funding agreements. The first is with the Valdosta-Lowndes Development Authority guaranteeing the funding necessary for the repayment of Valdosta-Lowndes Development Authority Revenue Bonds, Series 2019, in the aggregate principal amount of \$17,395,000.

Commitments. The second funding agreement is with the Hospital Authority of Valdosta and Lowndes County, Georgia guaranteeing the funding necessary for the repayment of Hospital Authority of Valdosta and Lowndes County, Georgia Revenue Certificates, Series 2014B, in the aggregate principal amount of \$148,280,000. The certificates are to be retired from revenues generated from the operations of South Georgia Medical Center.

Litigation. The County is a defendant in a number of claims and lawsuits. The County Attorney has reviewed these claims and lawsuits, and has concluded that it is not possible to evaluate the probability of an unfavorable outcome or to estimate the amount of potential loss. As a result, and pursuant to Financial Accounting Standards Board Statement No. 5 (Accounting for Contingencies), no liabilities have been recorded. County management is of the opinion that any actual losses will not be material to the County.

Liability Insurance. The County acquires insurance for liability claims. The County is responsible for the first \$2,500 per occurrence for general liability and the first \$5,000 per occurrence for Public Officials Liability, Law Enforcement Liability, errors, and omissions

Note 23 – Assignment

Georgia code section 48-8-91 requires local governments collecting local option sales tax to calculate a reduction of the local millage rate based on the prior year collections of the local option sales tax. The assignment of fund balance for property tax roll back, accounts for the annual collection of local option sales tax fund that will be used in the calculation for the next year’s millage rate reduction.

Note 24 – Accounting Change

Fund Change:

The American Rescue Plan (ARP) Fund was opened effective March 2021 as a special revenue fund and has been changed to a capital projects fund based on the final determination of how the funds will be used.

Fund Opened:

The Fire Services Fund was opened as a special revenue fund to account for fire services in the unincorporated areas of the county. The County Commission has set a separate millage rate for these services.

LOWNDES COUNTY, GEORGIA
 NOTES TO THE FINANCIAL STATEMENTS

Note 25 – Tax Abatements

State statutes control the creation and operation of Development Authorities under O.C.G.A. 36-62. The PILOT Restriction Act defined in O.C.G.A. 36-80-16 provides an Authority permission to issue revenue bonds for capital projects for private companies and arrange for payments in lieu of taxes as long as each of the local governments that have property tax levying authority in the area in which such capital project is located consents by ordinance or resolution. Lowndes County participates in agreements with the Valdosta-Lowndes County Development Authority to provide tax abatements to foster economic development. The agreements provide for the real property and equipment of the projects to be acquired with bond proceeds titled in the name of the Authority applicable, the Authority leases the projects back to the companies. The Authority pays no property tax on its real or personal property. To compensate local jurisdictions for the taxes that would otherwise been paid during the term of the leases, the projects provide a PILOT (payment in lieu of tax).

In order to qualify, certain eligibility requirements must be met and are based on the economic development goals of each project. Generally, a project will create employment opportunities, promote trade and commerce in the County, and increase that tax base. If a company fails to meet the criteria established in the agreement, recovery payments may apply.

The Authority has 5 such agreements. For the fiscal year ended June 30, 2022 the total amount of taxes abated for the County for the tax year 2021 was \$870,951.

<u>Type of Business</u>	<u>Property Taxes Abated</u>
Insecticide Manufacturer	4,639
Pecan Wholesale Company	17,063
Bottle Manufacturer	154,707
Bakery Company	332,984
Paper Company	361,558
	\$ 870,951

LOWNDES COUNTY, GEORGIA
 NOTES TO THE FINANCIAL STATEMENTS

Note 26 – Restatement of Net Position and Fund Balance

In FY2021 the American Rescue Plan funds were recognized as revenue. The funds were unearned revenue since none of the funds were utilized during FY2021.

	AMERICAN RESCUE PLAN <u>FUND</u>	GOVERNMENTAL ACTIVITIES <u>FUNDS</u>
Fund Balance/Net position, June 30, 2021		
as previously reported	\$ 11,402,370	\$ 112,122,937
Correction on unearned revenues recognized		
as revenue in the prior year	<u>(11,402,370)</u>	<u>(11,402,370)</u>
Net position, June 30, 2021, as restated	<u>\$ -</u>	<u>\$ 100,720,567</u>

Note 27 – New Accounting Pronouncement

The County implemented GASB Statement No. 87, Leases, effective for the County’s current fiscal year. The requirements of this statement are effective for periods beginning after June 15, 2021.

Note 28 - Subsequent Events

Subsequent events were evaluated through January 12, 2023, which is the date the financial statements were available to be issued.

REQUIRED SUPPLEMENTAL INFORMATION

THIS PAGE INTENTIONALLY LEFT BLANK

LOWNDES COUNTY, GEORGIA
GENERAL FUND
SCHEDULE OF REVENUES, EXPENDITURES AND CHANGES IN FUND BALANCE
BUDGET AND ACTUAL
For the Year Ended June 30, 2022

	Budgeted Amounts			Variance With Final Budget Over (Under)
	Original	Final	Actual	
REVENUES:				
Taxes	\$ 53,227,500	\$ 54,093,900	\$ 58,846,086	\$ 4,752,186
Intergovernmental revenues	724,800	673,800	673,937	137
Charges for services	4,020,700	4,440,700	4,442,040	1,340
Fines and forfeitures	2,770,000	2,860,000	2,866,811	6,811
Investment income	20,000	20,000	26,401	6,401
Miscellaneous	55,000	390,000	391,447	1,447
TOTAL REVENUES	60,818,000	62,478,400	67,246,722	4,768,322
EXPENDITURES:				
LEGISLATIVE AND EXECUTIVE				
Board of Commissioners	239,800	250,200	250,171	(29)
County Manager	363,100	363,100	361,812	(1,288)
County Clerk	257,600	265,600	265,547	(53)
Community Development	-	28,000	27,874	(126)
Board of Elections	709,500	799,500	799,034	(466)
County Attorney	450,000	413,200	412,887	(313)
Finance	838,800	761,800	761,375	(425)
Human Resources	1,337,400	1,277,400	1,276,948	(452)
Information Technology Services	1,728,200	1,508,200	1,504,457	(3,743)
General Facilities	221,800	181,800	181,123	(677)
Public Information Officer	117,600	124,100	124,083	(17)
Tax Commissioner	1,514,800	1,452,800	1,452,425	(375)
Board of Assessors	1,847,800	1,835,300	1,834,823	(477)
Engineering	637,700	630,300	630,184	(116)
Contingency	1,598,700	2,593,700	2,593,245	(455)
Total - Legislative and Executive	11,862,800	12,485,000	12,475,988	(9,012)

See accompanying note to budgetary comparison schedules.

LOWNDES COUNTY, GEORGIA
GENERAL FUND
SCHEDULE OF REVENUES, EXPENDITURES AND CHANGES IN FUND BALANCE
BUDGET AND ACTUAL
For the Year Ended June 30, 2022

	Budgeted Amounts		Actual	Variance With Final Budget Over (Under)
	Original	Final		
JUDICIAL				
Superior Court	513,700	483,700	481,135	(2,565)
Clerk of Court	1,711,600	1,777,400	1,777,223	(177)
District Attorney	980,000	980,000	980,000	-
District Court Administrator	4,800	-	-	-
State Court	884,700	887,600	887,575	(25)
Solicitor General	582,800	573,300	572,837	(463)
Magistrate Court	1,065,100	1,078,500	1,078,409	(91)
Probate Court	544,500	539,100	538,931	(169)
Community Corrections	110,900	119,650	119,602	(48)
Juvenile Court	248,600	191,600	191,155	(445)
Alternative Dispute Resolution	67,800	70,300	70,126	(174)
Circuit Public Defender	769,600	769,650	769,624	(26)
Total - Judicial	7,484,100	7,470,800	7,466,617	(4,183)
PUBLIC SAFETY				
Sheriff	20,161,400	20,693,400	20,692,659	(741)
Animal Control	912,700	976,700	976,520	(180)
Emergency Medical Services	795,000	795,000	795,000	-
Coroner	202,200	242,200	242,092	(108)
Probation	876,000	813,000	812,459	(541)
Emergency Management Agency	244,100	286,800	286,612	(188)
Total - Public Safety	23,191,400	23,807,100	23,805,342	(1,758)
PUBLIC WORKS				
Facilities Maintenance	3,759,100	3,759,100	3,753,973	(5,127)
Administration	549,400	613,600	613,476	(124)
Road Maintenance	3,847,700	3,880,400	3,880,248	(152)
Road Construction	815,800	706,800	706,125	(675)
Street Lighting Districts	161,400	161,400	159,798	(1,602)
Traffic Signals	-	14,000	13,949	(51)
Total - Public Works	9,133,400	9,135,300	9,127,569	(7,731)

See accompanying note to budgetary comparison schedules.

LOWNDES COUNTY, GEORGIA
GENERAL FUND
SCHEDULE OF REVENUES, EXPENDITURES AND CHANGES IN FUND BALANCE
BUDGET AND ACTUAL
For the Year Ended June 30, 2022

	Budgeted Amounts			Variance With Final Budget Over (Under)
	Original	Final	Actual	
HEALTH AND WELFARE				
Mental Health Department	108,000	108,000	108,000	-
Public Health Department	396,800	398,000	397,856	(144)
Extension Services	159,200	132,200	131,801	(399)
Family Services	100,000	100,000	100,000	-
Total - Health and Welfare	764,000	738,200	737,657	(543)
CULTURE AND RECREATION				
Libraries	1,160,900	1,151,900	1,151,709	(191)
Parks and Recreation Authority	3,875,000	4,141,200	4,141,069	(131)
Total - Culture & Recreation	5,035,900	5,293,100	5,292,778	(322)
HOUSING AND DEVELOPMENT				
Equalization Board	30,000	30,000	28,003	(1,997)
Moody Support Group	152,000	132,000	132,000	-
Development Authority	3,100,000	3,322,500	3,322,322	(178)
Total - Housing & Development	3,282,000	3,484,500	3,482,325	(2,175)
TOTAL EXPENDITURES	60,753,600	62,414,000	62,388,276	(25,724)
EXCESS OF REVENUES OVER (UNDER) EXPENDITURES	64,400	64,400	4,858,446	4,794,046
OTHER FINANCING SOURCES (USES)				
Transfers In	1,085,000	1,085,000	1,090,745	5,745
Transfers Out	(1,149,400)	(1,149,400)	(1,149,361)	39
TOTAL OTHER FINANCING SOURCES (USES)	(64,400)	(64,400)	(58,616)	5,784
NET CHANGE IN FUND BALANCE	-	-	4,799,830	4,799,830
FUND BALANCE, AT BEGINNING OF YEAR	-	-	32,969,902	32,969,902
FUND BALANCES AT END OF YEAR	\$ -	\$ -	\$ 37,769,732	\$ 37,769,732

See accompanying note to budgetary comparison schedules.

LOWNDES COUNTY, GEORGIA
NOTES TO BUDGETARY COMPARISON SCHEDULES
For the Year Ended June 30, 2022

Note 1 - Budgetary Basis of Accounting

While reporting financial position, results of operations, and changes in fund balances on the basis of generally accepted accounting principles (GAAP), the Budgetary Basis as provided by law is based upon accounting for certain transactions on a basis of cash receipts, disbursements, and encumbrances. The Statements of Revenues, Expenditures, and Changes in Fund Balance—Budget and Actual for the general and major special revenue funds are presented on the Budgetary Basis to provide a meaningful comparison of actual results with the budget. The major differences between the budget basis and the GAAP Basis are as follows:

1. Encumbrances are treated as expenditures under the Budgetary Basis.

There were no encumbrances for any fund for the year ending June 30, 2022.

LOWNDES COUNTY, GEORGIA
 REQUIRED SUPPLEMENTARY INFORMATION – PENSION PLAN
 June 30, 2022

SCHEDULE OF CHANGES IN THE NET PENSION LIABILITY AND RELATED RATIOS

	<u>2021</u>	<u>2020</u>	<u>2019</u>	<u>2018</u>	<u>2017</u>
Total Pension Liability as of Beginning of Year	\$ 81,729,295	\$ 76,822,801	\$ 69,626,483	\$ 64,125,276	\$ 60,490,426
Service cost	1,478,683	1,501,806	1,366,853	1,400,275	1,299,712
Interest	5,600,563	5,377,596	4,772,513	4,649,083	4,385,556
Liability experience (gain)/loss	1,215,915	1,204,626	1,389,679	1,934	951,396
Assumption change	114,455	110,088	2,562,735	2,270,080	(474,154)
Benefit payments (adjusted for interest)*	(3,458,107)	(3,287,622)	(2,895,462)	(2,820,165)	(2,527,660)
Service credit transfer	15,595	-	-	-	-
Total Pension Liability as of End of Year	<u>\$ 86,696,399</u>	<u>\$ 81,729,295</u>	<u>\$ 76,822,801</u>	<u>\$ 69,626,483</u>	<u>\$ 64,125,276</u>
* Net of service transfers					
Fiduciary Net Position as of Beginning of Year	\$ 63,026,447	\$ 54,429,699	\$ 44,648,949	\$ 45,836,151	\$ 39,002,844
Employer contributions	4,527,596	4,429,740	4,188,517	3,862,027	3,738,108
Employee contributions (including service transfer)	-	-	-	-	4,953
Net investment income	9,511,610	7,718,539	8,853,687	(1,976,115)	5,931,699
Benefit payments	(3,458,107)	(3,176,446)	(2,895,462)	(2,721,510)	(2,444,190)
Service credit transfer	15,595	-	-	-	-
Administrative expense	(108,103)	(108,975)	(106,138)	(90,004)	(86,007)
Other changes	(372,652)	(266,110)	(259,854)	(261,600)	(311,256)
Fiduciary Net Position as of End of Year	<u>\$ 73,142,386</u>	<u>\$ 63,026,447</u>	<u>\$ 54,429,699</u>	<u>\$ 44,648,949</u>	<u>\$ 45,836,151</u>
Net pension liability as of beginning of year	<u>\$ 18,702,848</u>	<u>\$ 22,393,102</u>	<u>\$ 24,977,534</u>	<u>\$ 18,289,125</u>	<u>\$ 21,487,582</u>
Net pension liability as of end of year	<u>\$ 13,554,013</u>	<u>\$ 18,702,848</u>	<u>\$ 22,393,102</u>	<u>\$ 24,977,534</u>	<u>\$ 18,289,125</u>
Fiduciary Net Position as a percentage of Total Pension Liability	84.4%	77.1%	70.9%	64.1%	71.5%
Covered payroll for plan year	\$ 21,893,834	\$ 22,033,088	\$ 20,949,614	\$ 19,618,571	\$ 19,422,103
Net pension liability as a percentage of covered payroll	61.9%	84.9%	106.9%	127.3%	94.2%

Note: This schedule will present 10 years of information once the data is available.

<u>2016</u>	<u>2015</u>	<u>2014</u>
\$ 55,124,920	\$ 49,164,883	\$ 46,472,085
1,155,305	1,056,993	1,026,040
4,134,369	3,687,366	3,485,406
552,058	1,354,033	-
1,825,062	1,949,100	-
(2,301,288)	(2,087,455)	(1,818,648)
-	-	-
<u>\$ 60,490,426</u>	<u>\$ 55,124,920</u>	<u>\$ 49,164,883</u>

\$ 35,543,205	\$ 34,501,074	\$ 31,701,975
3,495,582	3,186,810	2,635,766
-	-	-
2,539,390	206,663	2,230,662
(2,218,109)	(2,012,005)	(1,752,914)
-	-	-
(80,239)	(78,020)	(74,637)
<u>(276,985)</u>	<u>(261,317)</u>	<u>(239,778)</u>
<u>\$ 39,002,844</u>	<u>\$ 35,543,205</u>	<u>\$ 34,501,074</u>

\$ 19,581,715 \$ 14,663,809 \$ 14,770,110

\$ 21,487,582 \$ 19,581,715 \$ 14,663,809

64.5% 64.5% 70.2%

\$ 16,651,844 \$ 16,354,640 \$ 16,753,523

129.0% 119.7% 87.5%

LOWNDES COUNTY, GEORGIA
 REQUIRED SUPPLEMENTARY INFORMATION – PENSION PLAN
 June 30, 2022

SCHEDULE OF CONTRIBUTIONS

	<u>2022</u>		<u>2021</u>		<u>2020</u>		<u>2019</u>
Actuarially determined contribution, January 1,	\$ 4,527,596	\$	4,429,740	\$	4,057,671	\$	3,806,155
Contribution in relation to the actuarially determined contribution, January 1,	<u>4,119,230</u>		<u>4,057,671</u>		<u>4,429,740</u>		<u>4,188,517</u>
Contribution deficiency (excess)	<u>\$ 408,366</u>	\$	<u>372,069</u>	\$	<u>(372,069)</u>	\$	<u>(382,362)</u>
Covered payroll	\$ 21,893,834	\$	21,893,834	\$	22,033,088	\$	20,949,614
Contributions as a percentage of covered payroll	18.8%		18.5%		20.1%		20.0%

	<u>2018</u>	<u>2017</u>	<u>2016</u>	<u>2015</u>	<u>2014</u>	<u>2013</u>
\$	3,659,732	\$ 3,406,141	\$ 3,082,619	\$ 2,917,600	\$ 2,790,922	\$ 2,522,656
	<u>3,738,108</u>	<u>3,495,582</u>	<u>3,186,810</u>	<u>2,635,766</u>	<u>2,832,786</u>	<u>2,602,505</u>
\$	<u>(78,376)</u>	<u>(89,441)</u>	<u>(104,191)</u>	<u>281,834</u>	<u>(41,864)</u>	<u>(79,849)</u>
\$	19,422,103	\$ 16,651,844	\$ 16,354,640	\$ 16,753,523	\$ 16,552,162	\$ 16,161,704
	19.2%	21.0%	19.5%	15.7%	17.1%	16.1%

LOWNDES COUNTY, GEORGIA
 NOTES TO THE REQUIRED SUPPLEMENTAL INFORMATION – PENSION PLAN

Changes in Benefits

There have been no substantive changes since the last actuarial valuation.

Changes in Assumptions

- The mortality improvements for the Pub-2010 GE (50%) & PS (50%) Amt-Weighted mortality table is projected to 2021 instead of 2020 with Scale AA.

Method and Assumptions Used to Determine Contribution Rates

Valuation date	January 1, 2021
Methods and assumptions used to determine contribution rates:	
Actuarial cost method	Entry Age Normal
Asset valuation method	Smoothed fair value with a 5-year smoothing period
Inflation	2.50%
Salary increases	3.5% per year with an age based scale as follows:
Age	<u>Salary Increase</u>
Under 30	3.5% rate plus 1.0%
30-39	3.5% rate plus 0.5%
40-49	3.5% rate less 0.5%
50+	3.5% rate less 1.0%
Investment rate of return	7.00%
Retirement:	Probability of
	<u>Retirement</u>
age 55 to 60	20%
ages 61 to 64	20%
age 65 to age 69	30%
age 70	100%
Mortality	Pub-2010 GE (50%) & PS (50%) Amt-Weighted with Scale AA to 2021

LOWNDES COUNTY, GEORGIA
 REQUIRED SUPPLEMENTARY INFORMATION – OPEB
 June 30, 2022

SCHEDULE OF CHANGES IN TOTAL OPEB LIABILITY AND RELATED RATIOS

	<u>2022</u>	<u>2021</u>	<u>2020</u>	<u>2018</u>	<u>2017</u>
Service cost at end of year	\$ 4,364,797	\$ 2,978,170	\$ 3,047,265	\$ 3,179,297	\$ 3,529,470
Interest on TOL and cash flows	1,872,363	2,184,162	2,125,363	1,909,153	1,625,768
Changes in benefit terms	-	-	-	-	-
Difference between expected and actual experience	11,136,835	(22,558)	(4,482,000)	387,001	2,200,259
Changes of assumptions or other inputs	8,627,829	16,776,429	4,853,623	(3,044,506)	(5,630,091)
Net benefit payments	<u>(937,222)</u>	<u>(1,029,319)</u>	<u>(1,043,077)</u>	<u>(1,235,850)</u>	<u>(2,972,400)</u>
Net change in Total OPEB Liability	25,064,602	20,886,884	4,501,174	1,195,095	(1,246,994)
Total OPEB Liability - beginning	<u>80,823,576</u>	<u>59,936,692</u>	<u>55,435,518</u>	<u>54,240,423</u>	<u>55,487,417</u>
Total OPEB Liability - ending	<u>\$ 105,888,178</u>	<u>\$ 80,823,576</u>	<u>\$ 59,936,692</u>	<u>\$ 55,435,518</u>	<u>\$ 54,240,423</u>
Covered-employee payroll	\$ 17,289,769	\$ 17,568,726	\$ 17,568,726	\$ 21,802,216	\$ 21,802,216
Total OPEB Liability as a percentage of covered payroll	612.43%	460.04%	341.16%	254.27%	248.78%

Note: This schedule will present 10 years of information once the data is available.

LOWNDES COUNTY, GEORGIA
 NOTES TO THE REQUIRED SUPPLEMENTAL INFORMATION – OPEB

Changes in Benefits

There have been no substantive changes since the last actuarial valuation.

Changes in Assumptions

Changes included a change in the discount rate, in medical trend, in decrements and in anticipated participation.

Method and Assumptions Used to Determine Contribution Rates

Valuation Date: June 30, 2021
 Prior Measurement Date: June 30, 2020
 Measurement Date: June 30, 2021
 Reporting Date: June 30, 2022

Discount Rate as of the Measurement Date: 2.16% per annum, compounded annually

Annual Expected Medical/Prescription Drugs Claims
 (Age Adjusted to Age 65):

The following chart details the annual expected claims age adjusted to age 65 for the year following the valuation date:

Annual Expected Claims	
Pre-65	\$ 18,812
Post-65	\$ 7,525

Health Care Cost Trend Rates:

The following is a chart detailing the trend assumptions:

Year	Annual Rate of Increase Medical & Prescription Drug	
	Under Age 65	Age 65 & Older
2021	7.000%	5.125%
2022	6.750%	5.000%
2023	6.500%	4.750%
2024	6.250%	4.500%
2025	6.000%	4.500%
2026	5.750%	4.500%
2027	5.500%	4.500%
2028	5.250%	4.500%
2029	5.000%	4.500%
2030	4.750%	4.500%
2031 & Beyond	4.500%	4.500%

Retiree contributions are trended at 3.00% annually for inflation.

LOWNDES COUNTY, GEORGIA
 NOTES TO THE REQUIRED SUPPLEMENTAL INFORMATION – OPEB

Method and Assumptions Used to Determine Contribution Rates – Continued

Age Related Morbidity:

Per capita cost are adjusted to reflect expected cost changes related to age. The age-related increase to the net incurred claims was assumed to be:

Participant Age	Annual Increase
Under 30	0.0%
30 - 34	1.0%
35 - 39	1.5%
40 - 44	2.0%
45 - 49	2.6%
50 - 54	3.3%
55 - 59	3.6%
60 - 64	4.2%
65 - 69	3.0%
70 - 74	2.5%
75 - 79	2.0%
80 - 84	1.0%
85 - 89	0.5%
90 and Older	0.0%

Anticipated Participation:

Representative values of the assumed annual rates of member participation and spouse coverage by future retirees are as follows:

Participation	
Participation	85%
Spouse	50%

These participation assumptions apply only to full-time employees who are active in the County health plan. It is assumed participation is 0% for part-time employees and those who waive active coverage.

Wives are assumed to be three years younger than husbands.

Benefits Valued:

The benefits listed below were valued for the stated upon duration.

Lifetime Benefits Valued:

- Medical Coverage
- Prescription Drug Coverage

LOWNDES COUNTY, GEORGIA
 NOTES TO THE REQUIRED SUPPLEMENTAL INFORMATION – OPEB

Method and Assumptions Used to Determine Contribution Rates – Continued

Aged Related Morbidity:

Per capita costs are adjusted to reflect expected cost changes related to age. The age-related increase to the net incurred claims was assumed to be:

Participant Age	Annual Increase
Under 30	0.0%
30 - 34	1.0%
35 - 39	1.5%
40 - 44	2.0%
45 - 49	2.6%
50 - 54	3.3%
55 - 59	3.6%
60 - 64	4.2%
65 - 69	3.0%
70 - 74	2.5%
75 - 79	2.0%
80 - 84	1.0%
85 - 89	0.5%
90 and Older	0.0%

Future Salary Increases:

3.50% per annum, compounded annually, adjusted by age: plus 1.0% for employees under age 30, plus 0.5% for ages 30-39, minus 0.5% for ages 40-49, and minus 1.0% for employees ages 50 and over.

Separation From Active Service:

Representative values of the assumed annual rates of separation are shown in the following tables:

<u>Age</u>	<u>Withdrawal Unisex</u>			
	<u>Years of Service</u>			
	<u>1</u>	<u>2</u>	<u>3</u>	<u>4 or more</u>
25	27.8%	22.5%	18.5%	13.6%
35	23.8	17.8	13.8	7.9
45	19.8	14.1	10.1	5.5
55	0.0	0.0	0.0	0.0

LOWNDES COUNTY, GEORGIA
 NOTES TO THE REQUIRED SUPPLEMENTAL INFORMATION – OPEB

Method and Assumptions Used to Determine Contribution Rates – Continued

<u>Age</u>	<u>Disability</u>		<u>Age</u>	<u>Service Retirement Unisex</u>
	<u>Male</u>	<u>Female</u>		
20	0.029%	0.030%	20	
25	0.038	0.047	25	
30	0.048	0.080	30	
35	0.069	0.136	35	
40	0.117	0.211	40	
45	0.202	0.323	45	
50	0.358	0.533	50	
55	0.722	0.952	55-60	10%*
60	0.000	0.000	61-64	20.00
65			65-69	30.00
			70	100.00

* For retirees eligible for unreduced early retirement (Rule of 80 and attaining age 58), the service retirement rate from ages 58-60 is 20%.

Mortality: According to the Pub-2010 GE (50%) & PS (50%) AMT-Weighted with Scale AA to 2021.

Affordable Care Act: The impact of the Affordable Care Act (ACA) was addressed in this valuation. Review of the information currently available did not identify any specific provisions of the ACA that are anticipated to significantly impact results other than plan design features and fees currently mandated by the ACA and incorporated in the plan designs, which are included in the current baseline claims costs. Continuing monitoring of the ACA’s impact on the Plan’s liability will be required.

Covid-19: The impact of the COVID-19 pandemic was considered in this valuation; however, no changes were incorporated at this time due to the level of uncertainty regarding the impact on both plan costs and contribution levels going forward. Given the uncertainty regarding COVID-19 (e.g., the impact of routine care being deferred, direct COVID-19 treatment and prevention costs, changes in contribution and budget projections), continued monitoring of the impact of the Plan’s liability will be required.

COMBINING AND INDIVIDUAL FUND SCHEDULES

NONMAJOR GOVERNMENTAL FUNDS

SPECIAL REVENUE FUNDS

The Special Revenue Funds are used to account for the proceeds of specific revenue sources (other than major capital projects) that are legally restricted for specific purposes.

Special Services Fund – To account for the revenues and expenditures that are derived and expended in the unincorporated areas of the County.

Commissary Fund – To account for funds received through commissary services at the jail.

Seizures Special Revenue – To account for funds received through drug seizures.

Hotel/Motel Tax – To account for tax revenue accessed for hotel/motel accommodations.

Intergovernmental Grants – To account for various grant revenues received.

Jail Operations – To account for funds accessed with fines and designated for the operations of jails.

911 Emergency Telephone – To account for funds collected and designated for the operations of the 911 emergency services.

Drug Abuse Treatment – To account for funds accessed with fines and designated for drug abuse education and treatment programs.

Fire Services – To account for fires services for the unincorporated areas of the county.

Victim Assistance – To account for funds accessed with fines and designated for the assistance programs for victims of crime.

Law Library – To account for funds accessed with fines and designated for the maintenance of a law library.

NONMAJOR GOVERNMENTAL FUNDS

CAPITAL PROJECT FUNDS

The Capital Project Funds account for financial resources to be used for the acquisition or construction of major capital facilities.

Capital Projects Special Sales Tax VII Fund – To account for the special purpose local option sales tax that was renewed for the seventh time by referendum. The revenue is restricted to the stated purposes of the referendum.

Capital Projects Public Roads Fund – To account for LMIG road funds from the Georgia Department of Transportation. The revenue is restricted for road and bridge work.

LOWNDES COUNTY, GEORGIA
 ALL NONMAJOR GOVERNMENTAL FUNDS
 COMBINING BALANCE SHEET
 June 30, 2022

	Total Nonmajor Special Revenue Funds	Total Nonmajor Capital Projects Funds	Total Nonmajor Governmental Funds
ASSETS			
Equity in pooled cash and cash equivalents	\$ 8,120,758	\$ 1,258,574	\$ 9,379,332
Cash and cash equivalents in segregated accounts	1,353,932	1,701,689	3,055,621
Certificate of deposit	122,064	-	122,064
Prepaid item	5,332	-	5,332
Due from other governments	1,519	-	1,519
Receivables (net of allowance for doubtful accounts):			
Taxes	76,154	-	76,154
Accounts	785,770	-	785,770
TOTAL ASSETS	<u>\$ 10,465,529</u>	<u>\$ 2,960,263</u>	<u>\$ 13,425,792</u>
LIABILITIES, DEFERRED INFLOWS OF RESOURCES AND FUND BALANCES			
LIABILITIES			
Accounts payable	\$ 638,539	\$ 259,731	\$ 898,270
Accrued wages	129,959	-	129,959
Interfund payable	167,645	-	167,645
Unearned revenue	6,907	-	6,907
TOTAL LIABILITIES	<u>943,050</u>	<u>259,731</u>	<u>1,202,781</u>
FUND BALANCES (DEFICITS)			
Restricted for capital projects	-	2,700,532	2,700,532
Restricted for jail operations	659,242	-	659,242
Restricted for drug enforcement operations	965,707	-	965,707
Restricted for drug education and treatment	4,996	-	4,996
Restricted for law library	531,761	-	531,761
Restricted for victim assistance	101,991	-	101,991
Restricted for 911 emergency telephone	576,092	-	576,092
Restricted for fire services	1,311,111	-	1,311,111
Assigned for unincorporated services	5,371,579	-	5,371,579
Unassigned	-	-	-
TOTAL FUND BALANCES	<u>9,522,479</u>	<u>2,700,532</u>	<u>12,223,011</u>
TOTAL LIABILITIES, DEFERRED INFLOWS OF RESOURCES AND FUND BALANCES	<u>\$ 10,465,529</u>	<u>\$ 2,960,263</u>	<u>\$ 13,425,792</u>

LOWNDES COUNTY, GEORGIA
 ALL NONMAJOR GOVERNMENTAL FUNDS
 COMBINING SCHEDULE OF REVENUES, EXPENDITURES
 AND CHANGES IN FUND BALANCES
 For the Year Ending June 30, 2022

	Total Nonmajor Special Revenue Funds	Total Nonmajor Capital Project Funds	Total Nonmajor Governmental Funds
	<u>Funds</u>	<u>Funds</u>	<u>Funds</u>
REVENUES			
Taxes	\$ 9,753,188	\$ -	\$ 9,753,188
Licenses and permits	162,282	-	162,282
Intergovernmental revenues	2,018,960	1,211,881	3,230,841
Charges for services	2,750,963	-	2,750,963
Fines and forfeitures	1,566,441	-	1,566,441
Investment income	752	905	1,657
Miscellaneous	2,001,302	-	2,001,302
TOTAL REVENUES	<u>18,253,888</u>	<u>1,212,786</u>	<u>19,466,674</u>
EXPENDITURES			
Current			
General government			
Legislative	396,197	-	396,197
Judicial	1,162,190	-	1,162,190
Public safety	13,793,329	16,793	13,810,122
Public works	299,888	261,558	561,446
Culture and recreation	166,639	-	166,639
Housing and development	1,439,512	-	1,439,512
Capital Outlay	-	2,935,186	2,935,186
TOTAL EXPENDITURES	<u>17,257,755</u>	<u>3,213,537</u>	<u>20,471,292</u>
EXCESS OF REVENUES OVER (UNDER) EXPENDITURES	996,133	(2,000,751)	(1,004,618)
OTHER FINANCING SOURCES (USES):			
TRANSFERS IN	1,439,275	-	1,439,275
TRANSFERS (OUT)	(780,659)	-	(780,659)
TOTAL OTHER FINANCING SOURCES (USES)	<u>658,616</u>	<u>-</u>	<u>658,616</u>
NET CHANGE IN FUND BALANCES	1,654,749	(2,000,751)	(346,002)
FUND BALANCE, BEGINNING OF YEAR	<u>7,867,730</u>	<u>4,701,283</u>	<u>12,569,013</u>
FUND BALANCE, END OF YEAR	<u>\$ 9,522,479</u>	<u>\$ 2,700,532</u>	<u>\$ 12,223,011</u>

LOWNDES COUNTY, GEORGIA
NONMAJOR GOVERNMENTAL FUNDS – SPECIAL REVENUE FUNDS
COMBINING BALANCE SHEET
June 30, 2022

	<u>Special Services</u>	<u>Commissary</u>	<u>Seizures Special Revenues</u>	<u>Hotel/Motel Tax</u>	<u>Intergovern- mental Grants</u>
ASSETS					
Equity in pooled cash and cash equivalents	\$ 5,358,987	\$ 528,015	\$ 21,472	\$ 2,157	\$ -
Cash and cash equivalents in segregated accounts	-	-	944,235	-	-
Certificate of deposit	-	-	-	-	-
Prepaid item	-	-	-	-	5,332
Due from other governments	-	-	-	-	1,519
Receivables (net of allowance for doubtful accounts):					
Taxes	-	-	-	76,154	-
Accounts	<u>77,927</u>	<u>239,436</u>	<u>-</u>	<u>-</u>	<u>223,143</u>
TOTAL ASSETS	<u>\$ 5,436,914</u>	<u>\$ 767,451</u>	<u>\$ 965,707</u>	<u>\$ 78,311</u>	<u>\$ 229,994</u>
LIABILITIES, DEFERRED INFLOWS OF RESOURCES AND FUND BALANCES					
LIABILITIES					
Accounts payable	\$ 45,958	\$ 123,376	\$ -	\$ 78,311	\$ 62,349
Accrued wages	12,470	2,380	-	-	-
Interfund payable	-	-	-	-	167,645
Unearned revenue	<u>6,907</u>	<u>-</u>	<u>-</u>	<u>-</u>	<u>-</u>
TOTAL LIABILITIES	<u>65,335</u>	<u>125,756</u>	<u>-</u>	<u>78,311</u>	<u>229,994</u>
FUND BALANCES					
Restricted for jail operations	-	641,695	-	-	-
Restricted for drug enforcement operations	-	-	965,707	-	-
Restricted for drug education and treatment	-	-	-	-	-
Restricted for law library	-	-	-	-	-
Restricted for victim assistance	-	-	-	-	-
Restricted for 911 emergency telephone	-	-	-	-	-
Restricted for fire services	-	-	-	-	-
Assigned for unincorporated services	5,371,579	-	-	-	-
Unassigned	<u>-</u>	<u>-</u>	<u>-</u>	<u>-</u>	<u>-</u>
TOTAL FUND BALANCES	<u>5,371,579</u>	<u>641,695</u>	<u>965,707</u>	<u>-</u>	<u>-</u>
TOTAL LIABILITIES, DEFERRED INFLOWS OF RESOURCES AND FUND BALANCES	<u>\$ 5,436,914</u>	<u>\$ 767,451</u>	<u>\$ 965,707</u>	<u>\$ 78,311</u>	<u>\$ 229,994</u>

<u>Jail Operations</u>	<u>Drug Abuse Treatment</u>	<u>911 Emergency Telephone</u>	<u>Fire Services Fund</u>	<u>Victim Assistance</u>	<u>Law Library</u>	<u>Total</u>
\$ 50	\$ -	\$ 514,823	\$ 1,617,085	\$ 78,169	\$ -	\$ 8,120,758
-	-	-	-	-	409,697	1,353,932
-	-	-	-	-	122,064	122,064
-	-	-	-	-	-	5,332
-	-	-	-	-	-	1,519
-	-	-	-	-	-	76,154
<u>33,519</u>	<u>11,989</u>	<u>161,889</u>	<u>12,377</u>	<u>25,490</u>	<u>-</u>	<u>785,770</u>
<u>\$ 33,569</u>	<u>\$ 11,989</u>	<u>\$ 676,712</u>	<u>\$ 1,629,462</u>	<u>\$ 103,659</u>	<u>\$ 531,761</u>	<u>\$ 10,465,529</u>
\$ 15,104	\$ 6,993	\$ 60,527	\$ 245,758	\$ 163	\$ -	\$ 638,539
918	-	40,093	72,593	1,505	-	129,959
-	-	-	-	-	-	167,645
-	-	-	-	-	-	6,907
<u>16,022</u>	<u>6,993</u>	<u>100,620</u>	<u>318,351</u>	<u>1,668</u>	<u>-</u>	<u>943,050</u>
17,547	-	-	-	-	-	659,242
-	-	-	-	-	-	965,707
-	4,996	-	-	-	-	4,996
-	-	-	-	-	531,761	531,761
-	-	-	-	101,991	-	101,991
-	-	576,092	-	-	-	576,092
-	-	-	1,311,111	-	-	1,311,111
-	-	-	-	-	-	5,371,579
-	-	-	-	-	-	-
<u>17,547</u>	<u>4,996</u>	<u>576,092</u>	<u>1,311,111</u>	<u>101,991</u>	<u>531,761</u>	<u>9,522,479</u>
<u>\$ 33,569</u>	<u>\$ 11,989</u>	<u>\$ 676,712</u>	<u>\$ 1,629,462</u>	<u>\$ 103,659</u>	<u>\$ 531,761</u>	<u>\$ 10,465,529</u>

LOWNDES COUNTY, GEORGIA
 NONMAJOR GOVERNMENTAL FUNDS – SPECIAL REVENUE FUNDS
 COMBINING SCHEDULE OF REVENUES, EXPENDITURES
 AND CHANGES IN FUND BALANCES
 For the Year Ending June 30, 2022

	<u>Special Services</u>	<u>Commissary</u>	<u>Seizures Special Revenues</u>	<u>Hotel/Motel Tax</u>	<u>Intergovern- mental Grants</u>
REVENUES					
Taxes	\$ 1,811,485	\$ -	\$ -	\$ 676,467	\$ -
Licenses and permits	162,282	-	-	-	-
Intergovernmental revenue	-	-	-	-	1,033,870
Charges for services	90,118	443,917	-	-	-
Fines and forfeitures	-	-	860,925	-	-
Investment income	-	-	358	-	-
Miscellaneous	-	1,340,609	291,625	-	-
TOTAL REVENUES	<u>2,063,885</u>	<u>1,784,526</u>	<u>1,152,908</u>	<u>676,467</u>	<u>1,033,870</u>
EXPENDITURES					
Current					
General Government					
Legislative	392,597	-	-	-	3,600
Judicial	-	-	-	-	699,760
Public safety	321,860	1,902,962	777,896	-	330,510
Public works	299,888	-	-	-	-
Culture and recreation	70,000	-	-	96,639	-
Housing and development	1,149,598	-	-	289,914	-
TOTAL EXPENDITURES	<u>2,233,943</u>	<u>1,902,962</u>	<u>777,896</u>	<u>386,553</u>	<u>1,033,870</u>
EXCESS OF REVENUES OVER (UNDER) EXPENDITURES	(170,058)	(118,436)	375,012	289,914	-
OTHER FINANCING SOURCES (USES):					
TRANSFERS IN	289,914	-	-	-	-
TRANSFERS (OUT)	<u>(325,000)</u>	<u>-</u>	<u>-</u>	<u>(289,914)</u>	<u>(5,745)</u>
TOTAL OTHER FINANCING SOURCES (USES)	<u>(35,086)</u>	<u>-</u>	<u>-</u>	<u>(289,914)</u>	<u>(5,745)</u>
NET CHANGE IN FUND BALANCES	(205,144)	(118,436)	375,012	-	(5,745)
FUND BALANCE, BEGINNING OF YEAR	<u>5,576,723</u>	<u>760,131</u>	<u>590,695</u>	<u>-</u>	<u>5,745</u>
FUND BALANCE, END OF YEAR	<u>\$ 5,371,579</u>	<u>\$ 641,695</u>	<u>\$ 965,707</u>	<u>\$ -</u>	<u>\$ -</u>

<u>Jail Operations</u>	<u>Drug Abuse Treatment</u>	<u>911 Emergency Telephone</u>	<u>Fire Services Fund</u>	<u>Victim Assistance</u>	<u>Law Library</u>	<u>Total</u>
\$ -	\$ -	\$ -	\$ 7,265,236	\$ -	\$ -	\$ 9,753,188
-	-	-	-	-	-	162,282
-	9,370	911,595	-	64,125	-	2,018,960
-	-	2,201,928	15,000	-	-	2,750,963
347,762	128,917	-	-	138,303	90,534	1,566,441
-	-	-	-	-	394	752
-	-	2,500	366,568	-	-	2,001,302
<u>347,762</u>	<u>138,287</u>	<u>3,116,023</u>	<u>7,646,804</u>	<u>202,428</u>	<u>90,928</u>	<u>18,253,888</u>
-	-	-	-	-	-	396,197
-	160,895	-	-	235,386	66,149	1,162,190
347,671	-	3,776,737	6,335,693	-	-	13,793,329
-	-	-	-	-	-	299,888
-	-	-	-	-	-	166,639
-	-	-	-	-	-	1,439,512
<u>347,671</u>	<u>160,895</u>	<u>3,776,737</u>	<u>6,335,693</u>	<u>235,386</u>	<u>66,149</u>	<u>17,257,755</u>
91	(22,608)	(660,714)	1,311,111	(32,958)	24,779	996,133
-	-	1,149,361	-	-	-	1,439,275
-	-	(160,000)	-	-	-	(780,659)
-	-	989,361	-	-	-	658,616
91	(22,608)	328,647	1,311,111	(32,958)	24,779	1,654,749
<u>17,456</u>	<u>27,604</u>	<u>247,445</u>	<u>-</u>	<u>134,949</u>	<u>506,982</u>	<u>7,867,730</u>
<u>\$ 17,547</u>	<u>\$ 4,996</u>	<u>\$ 576,092</u>	<u>\$ 1,311,111</u>	<u>\$ 101,991</u>	<u>\$ 531,761</u>	<u>\$ 9,522,479</u>

LOWNDES COUNTY, GEORGIA
NONMAJOR GOVERNMENTAL FUNDS – CAPITAL PROJECTS FUNDS
COMBINING BALANCE SHEET
June 30, 2022

	SPLOST VII <u>Fund</u>	Public Roads <u>Fund</u>	<u>Total</u>
ASSETS			
Equity in pooled cash and cash equivalents	\$ -	\$ 1,258,574	\$ 1,258,574
Cash and cash equivalents in segregated accounts	<u>1,701,689</u>	<u>-</u>	<u>1,701,689</u>
TOTAL ASSETS	<u>\$ 1,701,689</u>	<u>\$ 1,258,574</u>	<u>\$ 2,960,263</u>
LIABILITIES AND FUND BALANCES			
LIABILITIES			
Accounts payable	<u>\$ 259,731</u>	<u>\$ -</u>	<u>\$ 259,731</u>
TOTAL LIABILITIES	<u>259,731</u>	<u>-</u>	<u>259,731</u>
FUND BALANCES			
Restricted for capital projects	<u>1,441,958</u>	<u>1,258,574</u>	<u>2,700,532</u>
TOTAL FUND BALANCES	<u>1,441,958</u>	<u>1,258,574</u>	<u>2,700,532</u>
TOTAL LIABILITIES AND FUND BALANCES	<u><u>\$ 1,701,689</u></u>	<u><u>\$ 1,258,574</u></u>	<u><u>\$ 2,960,263</u></u>

LOWNDES COUNTY, GEORGIA
NONMAJOR GOVERNMENTAL FUNDS – CAPITAL PROJECTS FUNDS
COMBINING SCHEDULE OF REVENUES, EXPENDITURES
AND CHANGES IN FUND BALANCES
For the Year Ending June 30, 2022

	SPLOST VII <u>Fund</u>	Public Roads <u>Fund</u>	<u>Total</u>
REVENUES			
Intergovernmental	-	1,211,881	1,211,881
Investment income	<u>905</u>	<u>-</u>	<u>905</u>
TOTAL REVENUES	<u>905</u>	<u>1,211,881</u>	<u>1,212,786</u>
EXPENDITURES			
Current:			
Public safety	16,793	-	16,793
Public works	47,438	214,120	261,558
Capital outlay	<u>1,827,685</u>	<u>1,107,501</u>	<u>2,935,186</u>
TOTAL EXPENDITURES	<u>1,891,916</u>	<u>1,321,621</u>	<u>3,213,537</u>
EXCESS OF REVENUES OVER (UNDER) EXPENDITURES	(1,891,011)	(109,740)	(2,000,751)
FUND BALANCE, BEGINNING OF YEAR	<u>3,332,969</u>	<u>1,368,314</u>	<u>4,701,283</u>
FUND BALANCE, END OF YEAR	<u>\$ 1,441,958</u>	<u>\$ 1,258,574</u>	<u>\$ 2,700,532</u>

LOWNDES COUNTY, GEORGIA
SPECIAL SERVICES FUND
SCHEDULE OF REVENUES, EXPENDITURES AND CHANGES IN FUND BALANCE
BUDGET AND ACTUAL
For the Year Ended June 30, 2022

	Budgeted Amounts		Actual	Variance With
	Original	Final		Final Budget
				Over (Under)
REVENUES				
Taxes	\$ 1,747,100	\$ 1,747,100	\$1,811,485	\$ 64,385
Licenses and permits	146,000	146,000	162,282	16,282
Charges for services	<u>325,000</u>	<u>325,000</u>	<u>90,118</u>	<u>(234,882)</u>
TOTAL REVENUES	<u>2,218,100</u>	<u>2,218,100</u>	<u>2,063,885</u>	<u>(154,215)</u>
EXPENDITURES				
Current				
General Government				
Legislative	395,000	395,000	392,597	(2,403)
Public safety	325,000	325,000	321,860	(3,140)
Public works	300,000	300,000	299,888	(112)
Culture and recreation	70,000	70,000	70,000	-
Housing and development	<u>963,800</u>	<u>1,149,800</u>	<u>1,149,598</u>	<u>(202)</u>
TOTAL EXPENDITURES	<u>2,053,800</u>	<u>2,239,800</u>	<u>2,233,943</u>	<u>(5,857)</u>
EXCESS OF REVENUES OVER (UNDER) EXPENDITURES	<u>164,300</u>	<u>(21,700)</u>	<u>(170,058)</u>	<u>(148,358)</u>
OTHER FINANCING SOURCES (USES)				
TRANSFERS IN	160,700	160,700	289,914	129,214
TRANSFERS IN (OUT)	<u>(325,000)</u>	<u>(325,000)</u>	<u>(325,000)</u>	<u>-</u>
TOTAL OTHER FINANCING SOURCES (USES)	<u>(164,300)</u>	<u>(164,300)</u>	<u>(35,086)</u>	<u>129,214</u>
REVENUE AND OTHER SOURCES OVER (UNDER) EXPENDITURES AND OTHER FINANCING SOURCES (USES)	-	(186,000)	(205,144)	(19,144)
FUND BALANCE AT, BEGINNING OF YEAR	<u>-</u>	<u>186,000</u>	<u>5,576,723</u>	<u>5,390,723</u>
FUND BALANCE AT END OF YEAR	<u>\$ -</u>	<u>\$ -</u>	<u>\$5,371,579</u>	<u>\$ 5,371,579</u>

LOWNDES COUNTY, GEORGIA
 COMMISSARY FUND
 SCHEDULE OF REVENUES, EXPENDITURES AND CHANGES IN FUND BALANCE
 BUDGET AND ACTUAL
 For the Year Ended June 30, 2022

	Budgeted Amounts		Actual	Variance With Final Budget Over (Under)
	Original	Final		
REVENUES				
Charges for services	\$ 352,000	\$ 552,000	\$ 443,917	\$ (108,083)
Miscellaneous	<u>1,300,000</u>	<u>1,355,200</u>	<u>1,340,609</u>	<u>(14,591)</u>
TOTAL REVENUES	<u>1,652,000</u>	<u>1,907,200</u>	<u>1,784,526</u>	<u>(122,674)</u>
EXPENDITURES				
Current:				
Public safety	<u>1,417,200</u>	<u>1,907,200</u>	<u>1,902,962</u>	<u>(4,238)</u>
TOTAL EXPENDITURES	<u>1,417,200</u>	<u>1,907,200</u>	<u>1,902,962</u>	<u>(4,238)</u>
EXCESS OF REVENUES OVER (UNDER) EXPENDITURES	234,800	-	(118,436)	(118,436)
FUND BALANCE AT BEGINNING OF YEAR	<u>-</u>	<u>-</u>	<u>760,131</u>	<u>760,131</u>
FUND BALANCE AT END OF YEAR	<u>\$ 234,800</u>	<u>\$ -</u>	<u>\$ 641,695</u>	<u>\$ 641,695</u>

LOWNDES COUNTY, GEORGIA
 SEIZURES SPECIAL REVENUE FUND
 SCHEDULE OF REVENUES, EXPENDITURES AND CHANGES IN FUND BALANCE
 BUDGET AND ACTUAL
 For the Year Ended June 30, 2022

	Budgeted Amounts		Actual	Variance With
	Original	Final		Final Budget
				Over (Under)
REVENUES				
Fines and forfeitures	\$ 1,000,000	\$ 1,000,000	\$ 860,925	\$ (139,075)
Investment income	-	-	358	358
Miscellaneous income	-	-	291,625	291,625
TOTAL REVENUES	<u>1,000,000</u>	<u>1,000,000</u>	<u>1,152,908</u>	<u>152,908</u>
EXPENDITURES				
Current:				
Public safety	<u>1,000,000</u>	<u>1,000,000</u>	<u>777,896</u>	<u>(222,104)</u>
TOTAL EXPENDITURES	<u>1,000,000</u>	<u>1,000,000</u>	<u>777,896</u>	<u>(222,104)</u>
EXCESS OF REVENUES OVER (UNDER) EXPENDITURES	-	-	375,012	375,012
FUND BALANCE, RESTATED	-	-	<u>590,695</u>	<u>590,695</u>
FUND BALANCE AT END OF YEAR	<u>\$ -</u>	<u>\$ -</u>	<u>\$ 965,707</u>	<u>\$ 965,707</u>

LOWNDES COUNTY, GEORGIA
HOTEL/MOTEL TAX FUND
SCHEDULE OF REVENUES, EXPENDITURES AND CHANGES IN FUND BALANCE
BUDGET AND ACTUAL
For the Year Ended June 30, 2022

	Budgeted Amounts		Actual	Variance With Final Budget Over (Under)
	Original	Final		
REVENUES				
Taxes	\$ 375,000	\$ 675,000	\$ 676,467	\$ 1,467
TOTAL REVENUES	<u>375,000</u>	<u>675,000</u>	<u>676,467</u>	<u>1,467</u>
EXPENDITURES				
Current:				
Culture and recreation	53,572	103,572	96,639	(6,933)
Housing and development	<u>160,714</u>	<u>410,714</u>	<u>289,914</u>	<u>(120,800)</u>
TOTAL EXPENDITURES	214,286	514,286	386,553	(127,733)
EXCESS OF REVENUES OVER (UNDER) EXPENDITURES	160,714	160,714	289,914	129,200
OTHER FINANCING SOURCES (USES)				
TRANSFER IN (OUT)	<u>(160,714)</u>	<u>(160,714)</u>	<u>(289,914)</u>	<u>129,200</u>
TOTAL OTHER FINANCING SOURCES (USES)	<u>(160,714)</u>	<u>(160,714)</u>	<u>(289,914)</u>	<u>129,200</u>
REVENUE AND OTHER SOURCES OVER (UNDER) EXPENDITURES AND OTHER FINANCING SOURCES (USES)	-	-	-	-
FUND BALANCE AT BEGINNING OF YEAR	<u>-</u>	<u>-</u>	<u>-</u>	<u>-</u>
FUND BALANCE AT END OF YEAR	<u>\$ -</u>	<u>\$ -</u>	<u>\$ -</u>	<u>\$ -</u>

LOWNDES COUNTY, GEORGIA
 INTERGOVERNMENTAL GRANT FUND
 SCHEDULE OF REVENUES, EXPENDITURES AND CHANGES IN FUND BALANCE
 BUDGET AND ACTUAL
 For the Year Ended June 30, 2022

	Budgeted Amounts		Actual	Variance With Final Budget Over (Under)
	Original	Final		
REVENUES				
Intergovernmental revenues	\$ 1,275,400	\$ 1,275,400	\$ 1,033,870	\$ (241,530)
TOTAL REVENUES	<u>1,275,400</u>	<u>1,275,400</u>	<u>1,033,870</u>	<u>(241,530)</u>
EXPENDITURES				
Current				
General Government				
Legislative	3,600	3,600	3,600	-
Judicial	700,000	700,000	699,760	(240)
Public safety	571,800	571,800	330,510	(241,290)
TOTAL EXPENDITURES	<u>1,275,400</u>	<u>1,275,400</u>	<u>1,033,870</u>	<u>(241,530)</u>
EXCESS OF REVENUES OVER (UNDER) EXPENDITURES	-	-	-	-
OTHER FINANCING (USES)				
TRANSFERS (OUT)	-	-	(5,745)	(5,745)
TOTAL OTHER FINANCING (USES)	<u>-</u>	<u>-</u>	<u>(5,745)</u>	<u>(5,745)</u>
REVENUE AND OTHER SOURCES OVER (UNDER) EXPENDITURES AND OTHER FINANCING (USES)	-	-	(5,745)	(5,745)
FUND BALANCE AT BEGINNING OF YEAR	-	-	5,745	5,745
FUND BALANCE AT END OF YEAR	<u>\$ -</u>	<u>\$ -</u>	<u>\$ -</u>	<u>\$ -</u>

LOWNDES COUNTY, GEORGIA
 JAIL OPERATIONS FUND
 SCHEDULE OF REVENUES, EXPENDITURES AND CHANGES IN FUND BALANCE
 BUDGET AND ACTUAL
 For the Year Ended June 30, 2022

	Budgeted Amounts		Actual	Variance With Final Budget Over (Under)
	Original	Final		
REVENUES				
Fines and forfeitures	\$ 385,000	\$ 385,000	\$ 347,762	\$ (37,238)
TOTAL REVENUES	<u>385,000</u>	<u>385,000</u>	<u>347,762</u>	<u>(37,238)</u>
EXPENDITURES				
Current:				
Public safety	383,100	383,100	347,671	(35,429)
TOTAL EXPENDITURES	<u>383,100</u>	<u>383,100</u>	<u>347,671</u>	<u>(35,429)</u>
EXCESS OF REVENUES OVER(Under) EXPENDITURES	1,900	1,900	91	(1,809)
FUND BALANCE AT BEGINNING OF YEAR	<u>-</u>	<u>-</u>	<u>17,456</u>	<u>17,456</u>
FUND BALANCE AT END OF YEAR	<u>\$ 1,900</u>	<u>\$ 1,900</u>	<u>\$ 17,547</u>	<u>\$ 15,647</u>

LOWNDES COUNTY, GEORGIA
 DRUG ABUSE TREATMENT FUND
 SCHEDULE OF REVENUES, EXPENDITURES AND CHANGES IN FUND BALANCE
 BUDGET AND ACTUAL
 For the Year Ended June 30, 2022

	Budgeted Amounts		Actual	Variance With Final Budget Over (Under)
	Original	Final		
REVENUES				
Intergovernmental	\$ 5,300	\$ 5,300	\$ 9,370	\$ 4,070
Fines and forfeitures	108,030	108,030	128,917	20,887
TOTAL REVENUES	<u>113,330</u>	<u>113,330</u>	<u>138,287</u>	<u>24,957</u>
EXPENDITURES				
Current:				
Judicial	170,000	170,000	160,895	(9,105)
TOTAL EXPENDITURES	<u>170,000</u>	<u>170,000</u>	<u>160,895</u>	<u>(9,105)</u>
EXCESS OF REVENUES OVER (UNDER) EXPENDITURES	(56,670)	(56,670)	(22,608)	34,062
FUND BALANCE AT BEGINNING OF YEAR	<u>-</u>	<u>-</u>	<u>27,604</u>	<u>27,604</u>
FUND BALANCE AT END OF YEAR	<u><u>\$ (56,670)</u></u>	<u><u>\$ (56,670)</u></u>	<u><u>\$ 4,996</u></u>	<u><u>\$ 61,666</u></u>

LOWNDES COUNTY, GEORGIA
 911 EMERGENCY TELEPHONE FUND
 SCHEDULE OF REVENUES, EXPENDITURES AND CHANGES IN FUND BALANCE
 BUDGET AND ACTUAL
 For the Year Ended June 30, 2022

	Budgeted Amounts		Actual	Variance With Final Budget Over (Under)
	Original	Final		
REVENUES				
Intergovernmental revenues	\$ 929,000	\$ 929,000	\$ 911,595	\$ (17,405)
Charges for services	2,160,000	2,160,000	2,201,928	41,928
Miscellaneous income	30,000	30,000	2,500	(27,500)
TOTAL REVENUES	<u>3,119,000</u>	<u>3,119,000</u>	<u>3,116,023</u>	<u>(2,977)</u>
EXPENDITURES				
Current				
Public safety	4,108,400	4,108,400	3,776,737	(331,663)
TOTAL EXPENDITURES	<u>4,108,400</u>	<u>4,108,400</u>	<u>3,776,737</u>	<u>(331,663)</u>
EXCESS OF REVENUES OVER (UNDER) EXPENDITURES	(989,400)	(989,400)	(660,714)	328,686
OTHER FINANCING SOURCES (USES)				
TRANSFERS IN	1,149,400	1,149,400	1,149,361	39
TRANSFERS (OUT)	(160,000)	(160,000)	(160,000)	-
TOTAL OTHER FINANCING SOURCES (USES)	<u>989,400</u>	<u>989,400</u>	<u>989,361</u>	<u>39</u>
REVENUE AND OTHER SOURCES OVER (UNDER) EXPENDITURES AND OTHER FINANCING SOURCES (USES)	-	-	328,647	328,647
FUND BALANCE AT BEGINNING OF YEAR	-	-	247,445	247,445
FUND BALANCE AT END OF YEAR	<u>\$ -</u>	<u>\$ -</u>	<u>\$ 576,092</u>	<u>\$ 576,092</u>

LOWNDES COUNTY, GEORGIA
 FIRE SERVICES FUND
 SCHEDULE OF REVENUES, EXPENDITURES AND CHANGES IN FUND BALANCE
 BUDGET AND ACTUAL
 For the Year Ended June 30, 2022

	Budgeted Amounts		Actual	Variance With Final Budget Over (Under)
	Original	Final		
REVENUES				
Taxes	\$ 7,612,900	\$ 7,612,900	\$ 7,265,236	\$ (347,664)
Charges for services	15,000	15,000	15,000	-
Miscellaneous income	-	-	366,568	366,568
TOTAL REVENUES	<u>7,627,900</u>	<u>7,627,900</u>	<u>7,646,804</u>	<u>18,904</u>
EXPENDITURES				
Current				
Public safety	<u>7,016,400</u>	<u>7,016,400</u>	<u>6,335,693</u>	<u>(680,707)</u>
TOTAL EXPENDITURES	<u>7,016,400</u>	<u>7,016,400</u>	<u>6,335,693</u>	<u>(680,707)</u>
EXCESS OF REVENUES OVER (UNDER) EXPENDITURES	611,500	611,500	1,311,111	699,611
FUND BALANCE AT BEGINNING OF YEAR	<u>-</u>	<u>-</u>	<u>-</u>	<u>-</u>
FUND BALANCE AT END OF YEAR	<u>\$ -</u>	<u>\$ -</u>	<u>\$ 1,311,111</u>	<u>\$ -</u>

LOWNDES COUNTY, GEORGIA
VICTIM ASSISTANCE FUND
SCHEDULE OF REVENUES, EXPENDITURES AND CHANGES IN FUND BALANCE
BUDGET AND ACTUAL
For the Year Ended June 30, 2022

	Budgeted Amounts		Actual	Variance With
	Original	Final		Final Budget
				Over (Under)
REVENUES				
Intergovernmental	\$ 83,500	\$ 83,500	\$ 64,125	\$ (19,375)
Fines and forfeitures	154,000	154,000	138,303	(15,697)
TOTAL REVENUES	<u>237,500</u>	<u>237,500</u>	<u>202,428</u>	<u>(35,072)</u>
EXPENDITURES				
Current:				
General Government				
Judicial	236,800	236,800	235,386	(1,414)
TOTAL EXPENDITURES	<u>236,800</u>	<u>236,800</u>	<u>235,386</u>	<u>(1,414)</u>
EXCESS OF REVENUES OVER (UNDER) EXPENDITURES	700	700	(32,958)	(33,658)
FUND BALANCE AT BEGINNING OF YEAR	<u>-</u>	<u>-</u>	<u>134,949</u>	<u>134,949</u>
FUND BALANCE AT END OF YEAR	<u>\$ 700</u>	<u>\$ 700</u>	<u>\$ 101,991</u>	<u>\$ 101,291</u>

LOWNDES COUNTY, GEORGIA
 LAW LIBRARY FUND
 SCHEDULE OF REVENUES, EXPENDITURES AND CHANGES IN FUND BALANCE
 BUDGET AND ACTUAL
 For the Year Ended June 30, 2022

	Budgeted Amounts		Actual	Variance With Final Budget Over (Under)
	Original	Final		
REVENUES				
Fines and forfeitures	\$ 100,000	\$ 100,000	\$ 90,534	\$ (9,466)
Investment income	-	-	394	394
TOTAL REVENUES	<u>100,000</u>	<u>100,000</u>	<u>90,928</u>	<u>(9,072)</u>
EXPENDITURES				
Current:				
General Government				
Judicial	<u>100,000</u>	<u>100,000</u>	<u>66,149</u>	<u>(33,851)</u>
TOTAL EXPENDITURES	<u>100,000</u>	<u>100,000</u>	<u>66,149</u>	<u>(33,851)</u>
EXCESS OF REVENUES OVER (UNDER) EXPENDITURES	-	-	24,779	24,779
FUND BALANCE AT BEGINNING OF YEAR	<u>-</u>	<u>-</u>	<u>506,982</u>	<u>506,982</u>
FUND BALANCE AT END OF YEAR	<u>\$ -</u>	<u>\$ -</u>	<u>\$ 531,761</u>	<u>\$ 531,761</u>

OTHER ENTERPRISE FUNDS

Enterprise Funds are used to account for any activity for which a fee is charged to external users of good or services.

Landfill Fund – to account for solid waste host fees collected and for post-closure care cost of the closed landfill.

Special Tax Lighting District – to account for fees collected for street lighting in special districts in the County.

LOWNDES COUNTY, GEORGIA
 OTHER ENTERPRISE FUNDS
 COMBINING STATEMENT OF NET POSITION
 June 30, 2022

	Landfill Fund	Special Tax Lighting District Fund	Total
ASSETS			
CURRENT ASSETS			
Equity in pooled cash and cash equivalents	\$ 2,938,035	\$ 103,198	\$ 3,041,233
Receivables (net of allowance for doubtful accounts			
Accounts	<u>209,446</u>	<u>217</u>	<u>209,663</u>
TOTAL CURRENT ASSETS	<u>3,147,481</u>	<u>103,415</u>	<u>3,250,896</u>
NONCURRENT ASSETS			
Capital Assets			
Nondepreciable capital assets	203,639	-	203,639
Depreciable capital assets, net	<u>13,767</u>	<u>-</u>	<u>13,767</u>
TOTAL NONCURRENT ASSETS	<u>217,406</u>	<u>-</u>	<u>217,406</u>
TOTAL ASSETS	<u>3,364,887</u>	<u>103,415</u>	<u>3,468,302</u>
LIABILITIES			
CURRENT LIABILITIES			
Accounts payable	17,716	42,662	60,378
Accrued liabilities	3,536	-	3,536
Current portion of compensated absences	1,135	-	1,135
Current portion of postclosure cost	<u>84,119</u>	<u>-</u>	<u>84,119</u>
TOTAL CURRENT LIABILITIES	<u>106,506</u>	<u>42,662</u>	<u>149,168</u>
LONG-TERM LIABILITIES			
Compensated absences	891	-	891
Postclosure cost	<u>841,186</u>	<u>-</u>	<u>841,186</u>
TOTAL LONG-TERM LIABILITIES	<u>842,077</u>	<u>-</u>	<u>842,077</u>
TOTAL LIABILITIES	<u>948,583</u>	<u>42,662</u>	<u>991,245</u>
NET POSITION			
Investment in capital assets	217,406	-	217,406
Unrestricted	<u>2,198,898</u>	<u>60,753</u>	<u>2,259,651</u>
TOTAL NET POSITION	<u>\$ 2,416,304</u>	<u>\$ 60,753</u>	<u>\$ 2,477,057</u>

LOWNDES COUNTY, GEORGIA
 OTHER ENTERPRISE FUNDS
 COMBINING STATEMENTS OF REVENUE, EXPENSES AND CHANGES IN NET POSITION
 For the Year Ending June 30, 2022

	Landfill Fund	Special Tax Lighting District Fund	Total
OPERATING REVENUES			
Charges for services	\$ -	\$ 438,900	\$ 438,900
Other income	<u>921,511</u>	<u>-</u>	<u>921,511</u>
 TOTAL OPERATING REVENUES	 <u>921,511</u>	 <u>438,900</u>	 <u>1,360,411</u>
OPERATING EXPENSES			
Contractual services	291,785	395,370	687,155
Depreciation expense	<u>233</u>	<u>-</u>	<u>233</u>
 TOTAL OPERATING EXPENSES	 <u>292,018</u>	 <u>395,370</u>	 <u>687,388</u>
 OPERATING INCOME (LOSS)	 629,493	 43,530	 673,023
 TRANSFERS OUT	 <u>(150,000)</u>	 <u>-</u>	 <u>(150,000)</u>
 CHANGE IN NET POSITION	 479,493	 43,530	 523,023
 NET POSITION AT BEGINNING OF YEAR	 <u>1,936,811</u>	 <u>17,223</u>	 <u>1,954,034</u>
 NET POSITION AT END OF YEAR	 <u>\$ 2,416,304</u>	 <u>\$ 60,753</u>	 <u>\$ 2,477,057</u>

LOWNDES COUNTY, GEORGIA
 OTHER ENTERPRISE FUNDS
 COMBINING STATEMENTS OF CASH FLOWS
 For the Year Ending June 30, 2022

	Landfill <u>Fund</u>	Special Tax Lighting District <u>Fund</u>	<u>Total</u>
<u>Increase in Cash and Cash Equivalents</u>			
<u>Cash Flows From Operating Activities</u>			
Cash received from other customers	\$ -	\$ 439,012	\$ 439,012
Cash received from other income	773,580	-	773,580
Cash payments for contractual services	<u>(236,908)</u>	<u>(384,375)</u>	<u>(621,283)</u>
Net Cash Provided by Operating Activities	<u>536,672</u>	<u>54,637</u>	<u>591,309</u>
<u>Cash Flows From Capital and Related Financing Activities</u>			
Cash payments for acquisition of capital assets	<u>(14,000)</u>	<u>-</u>	<u>(14,000)</u>
Net Cash (Used For) Capital and Related Financing Activities	<u>(14,000)</u>	<u>-</u>	<u>(14,000)</u>
<u>Cash Flows From Noncapital Financing Activities</u>			
Cash payments for transfers out	<u>(150,000)</u>	<u>-</u>	<u>(150,000)</u>
Net Cash (Used For) Noncapital Financing Activities	<u>(150,000)</u>	<u>-</u>	<u>(150,000)</u>
Net Increase in Cash and Cash Equivalents	372,672	54,637	441,309
Cash and Cash Equivalents at Beginning of Year	<u>\$ 2,565,363</u>	<u>\$ 48,561</u>	<u>2,613,924</u>
Cash and Cash Equivalents at End of Year	<u>\$ 2,938,035</u>	<u>\$ 103,198</u>	<u>\$ 3,055,233</u>
Equity in pooled cash and cash equivalents	<u>\$ 2,938,035</u>	<u>\$ 103,198</u>	<u>\$ 3,041,233</u>
Total Cash and Cash Equivalents	<u>\$ 2,938,035</u>	<u>\$ 103,198</u>	<u>\$ 3,041,233</u>

LOWNDES COUNTY, GEORGIA
 OTHER ENTERPRISE FUNDS
 COMBINING STATEMENTS OF CASH FLOWS
 For the Year Ending June 30, 2022

	<u>Landfill Fund</u>	<u>Special Tax Lighting District Fund</u>	<u>Total</u>
Reconciliation of Operating Income (Loss) To			
<u>Net Cash Provided by Operating Activities</u>			
Operating Income (Loss)	\$ 629,493	\$ 43,530	\$ 673,023
Adjustments to Reconcile Operating Income (Loss) To			
<u>Net Cash Provided by Operating Activities</u>			
Depreciation	233	-	233
Changes in Assets and Liabilities:			
(Increase) decrease in accounts receivable	(147,931)	112	(147,819)
Decrease in accounts payable	15,543	10,995	26,538
Decrease in accrued liabilities	39,334	-	39,334
	<u>39,334</u>	<u>-</u>	<u>39,334</u>
Net Cash Provided By Operating Activities	<u>\$ 536,672</u>	<u>\$ 54,637</u>	<u>\$ 591,309</u>

INTERNAL SERVICE FUNDS

Internal service funds are used to account for the financing of goods and services provided by one department or agency to other departments or agencies of the government and to other government units, on a cost reimbursement basis.

Equipment Operations – to account for charges to other funds for the maintenance and repair of County equipment.

Health Insurance – to account for charges to other funds and contributions from employees and for the payment of health insurance premiums and benefits.

Workers Compensation – to account for charges to other funds and contributions from employees and for the payment of workers compensation premiums and benefits.

Technology Fund – to account for charges to other funds for the use of technology equipment and services.

LOWNDES COUNTY, GEORGIA
INTERNAL SERVICE FUNDS
COMBINING STATEMENT OF NET POSITION
June 30, 2022

	Equipment Fund	Health Insurance Fund	Workers Compensation Fund	Technology Fund	Total
ASSETS					
Current Assets					
Equity in pooled cash and cash equivalents	\$ 1,749,158	\$ 1,381,239	\$ 1,074,359	\$ 139,506	\$ 4,344,262
Receivables (net of allowance for doubtful accounts)					
Accounts	25,689	-	-	-	25,689
Prepaid expense	-	-	91,714	226,119	317,833
Inventory	277,883	-	-	-	277,883
Restricted unused bond proceeds	11,594,103	-	-	-	11,594,103
TOTAL CURRENT ASSETS	<u>13,646,833</u>	<u>1,381,239</u>	<u>1,166,073</u>	<u>365,625</u>	<u>16,559,770</u>
Noncurrent Assets					
Capital Assets					
Nondepreciable capital assets	31,415,159	-	-	-	31,415,159
Depreciable capital assets, net	865,233	-	-	-	865,233
TOTAL NONCURRENT ASSETS	<u>32,280,392</u>	<u>-</u>	<u>-</u>	<u>-</u>	<u>32,280,392</u>
TOTAL ASSETS	<u>45,927,225</u>	<u>1,381,239</u>	<u>1,166,073</u>	<u>365,625</u>	<u>48,840,162</u>
LIABILITIES					
Current Liabilities					
Accounts payable	336,048	9,176	29,657	87,252	462,133
Accrued liabilities	281,562	702,042	690,000	-	1,673,604
Compensated absences payable	9,898	-	-	-	9,898
Capital lease obligation	265,659	-	-	-	265,659
TOTAL CURRENT LIABILITIES	<u>893,167</u>	<u>711,218</u>	<u>719,657</u>	<u>87,252</u>	<u>2,411,294</u>
Long-Term Liabilities					
Compensated absences payable	7,777	-	-	-	7,777
Capital lease obligation	43,722,631	-	-	-	43,722,631
TOTAL LONG-TERM LIABILITIES	<u>43,730,408</u>	<u>-</u>	<u>-</u>	<u>-</u>	<u>43,730,408</u>
TOTAL LIABILITIES	<u>44,623,575</u>	<u>711,218</u>	<u>719,657</u>	<u>87,252</u>	<u>46,141,702</u>
NET POSITION					
Net investment in capital assets	(113,795)	-	-	-	(113,795)
Unrestricted	1,417,445	670,021	446,416	278,373	2,812,255
TOTAL NET POSITION	<u>\$ 1,303,650</u>	<u>\$ 670,021</u>	<u>\$ 446,416</u>	<u>\$ 278,373</u>	<u>\$ 2,698,460</u>

LOWNDES COUNTY, GEORGIA
INTERNAL SERVICE FUNDS
COMBINING STATEMENTS OF REVENUE, EXPENSES AND CHANGES IN NET POSITION
For the Year Ending June 30, 2022

	Equipment Fund	Health Insurance Fund	Workers Compensation Fund	Technology Fund	Total
OPERATING REVENUES					
Charges for services	\$ 3,857,643	\$ 8,004,946	\$ 397,347	\$ 821,960	\$ 13,081,896
Miscellaneous income	17,082	-	-	-	17,082
TOTAL OPERATING REVENUES	<u>3,874,725</u>	<u>8,004,946</u>	<u>397,347</u>	<u>821,960</u>	<u>13,098,978</u>
OPERATING EXPENSES					
Personal services	340,762	-	-	-	340,762
Payroll taxes	24,227	-	-	-	24,227
Fringe benefits	170,896	-	-	-	170,896
Contractual services	2,660	-	-	734,363	737,023
Insurance and bond	-	8,035,675	362,270	-	8,397,945
Materials and supplies	2,434,086	-	-	107,165	2,541,251
Depreciation	181,991	-	-	-	181,991
TOTAL OPERATING EXPENSES	<u>3,154,622</u>	<u>8,035,675</u>	<u>362,270</u>	<u>841,528</u>	<u>12,394,095</u>
OPERATING INCOME (LOSS)	720,103	(30,729)	35,077	(19,568)	704,883
NON-OPERATING REVENUES (EXPENSES)					
Interest revenue	8,820	-	-	-	8,820
Interest expense	(990,922)	-	-	-	(990,922)
TOTAL NON-OPERATING REVENUES (EXPENSES)	<u>(982,102)</u>	<u>-</u>	<u>-</u>	<u>-</u>	<u>(982,102)</u>
CHANGE IN NET POSITION	(261,999)	(30,729)	35,077	(19,568)	(277,219)
NET POSITION AT BEGINNING OF YEAR	<u>1,565,649</u>	<u>700,750</u>	<u>411,339</u>	<u>297,941</u>	<u>2,975,679</u>
NET POSITION AT END OF YEAR	<u>\$ 1,303,650</u>	<u>\$ 670,021</u>	<u>\$ 446,416</u>	<u>\$ 278,373</u>	<u>\$ 2,698,460</u>

INTERNAL SERVICE FUNDS
 COMBINING STATEMENTS OF CASH FLOWS
 For the Year Ending June 30, 2022

	Equipment Fund	Health Insurance Fund	Workers Compensation Fund	Technology Fund	Total
<u>Increase (Decrease) in Cash and Cash Equivalents</u>					
<u>Cash Flows From Operating Activities</u>					
Cash received from other funds for services	\$ 3,871,291	\$ 8,004,946	\$ 397,347	\$ 821,960	\$ 13,095,544
Cash payments for personal services	(335,245)	-	-	-	(335,245)
Cash payments for payroll taxes	(24,227)	-	-	-	(24,227)
Cash payments for fringe benefits	(170,896)	-	-	-	(170,896)
Cash payments for contractual services	(2,660)	-	-	(748,688)	(751,348)
Cash payments for insurance and bond	-	(7,950,991)	(398,094)	-	(8,349,085)
Cash payments for materials and supplies	(2,280,147)	-	-	(40,108)	(2,320,255)
Net Cash Provided by (Used for) Operating Activities	<u>1,058,116</u>	<u>53,955</u>	<u>(747)</u>	<u>33,164</u>	<u>1,144,488</u>
<u>Cash Flows From Capital and Related Financing Activities</u>					
Cash payment for interest	(923,864)	-	-	-	(923,864)
Cash payments for acquisition of capital assets	(20,969,348)	-	-	-	(20,969,348)
Net Cash (Used For) Capital and Related Financing Activities	<u>(21,893,212)</u>	<u>-</u>	<u>-</u>	<u>-</u>	<u>(21,893,212)</u>
<u>Cash Flows From Investing Activities</u>					
Cash received from interest	8,820	-	-	-	8,820
Net Cash Flows Provided By Investing Activities	<u>8,820</u>	<u>-</u>	<u>-</u>	<u>-</u>	<u>8,820</u>
Net Increase (decrease) in Cash and Cash Equivalents	(20,826,276)	53,955	(747)	33,164	(20,739,904)
Cash and Cash Equivalents at Beginning of Year	<u>\$ 34,169,537</u>	<u>\$ 1,327,284</u>	<u>\$ 1,075,106</u>	<u>\$ 106,342</u>	<u>\$ 36,678,269</u>
Cash and Cash Equivalents at End of Year	<u>\$ 13,343,261</u>	<u>\$ 1,381,239</u>	<u>\$ 1,074,359</u>	<u>\$ 139,506</u>	<u>\$ 15,938,365</u>
Equity in pooled cash and cash equivalents	\$ 1,749,158	\$ 1,381,239	\$ 1,074,359	\$ 139,506	\$ 4,344,262
Restricted cash and cash investments	11,594,103	-	-	-	11,594,103
Total Cash and Cash Equivalents	<u>\$ 13,343,261</u>	<u>\$ 1,381,239</u>	<u>\$ 1,074,359</u>	<u>\$ 139,506</u>	<u>\$ 15,938,365</u>

LOWNDES COUNTY, GEORGIA
INTERNAL SERVICE FUNDS
COMBINING STATEMENTS OF CASH FLOWS
For the Year Ending June 30, 2022

	<u>Equipment Fund</u>	<u>Health Insurance Fund</u>	<u>Workers Compensation Fund</u>	<u>Technology Fund</u>	<u>Total</u>
Reconciliation of Operating Income (Loss) To					
<u>Net Cash Provided by (Used For) Operating Activities</u>					
Operating Income (Loss)	\$ 720,103	\$ (30,729)	\$ 35,077	\$ (19,568)	\$ 704,883
Adjustments to Reconcile Operating Income (Loss) To					
<u>Net Cash Provided by (Used For) Operating Activities</u>					
Depreciation	181,991	-	-	-	181,991
Changes in Assets and Liabilities:					
Increase (decrease) in accounts receivable	(3,434)	-	-	4,500	1,066
Increase in prepaid expense	-	-	(4,334)	(14,325)	(18,659)
Increase in inventory	(112,123)	-	-	-	(112,123)
Increase (decrease) in accounts payable	266,062	5,981	(11,490)	62,557	323,110
Increase in compensated absences payable	3,717	-	-	-	3,717
Increase (decrease) in accrued expenses	<u>1,800</u>	<u>78,703</u>	<u>(20,000)</u>	<u>-</u>	<u>60,503</u>
Net Cash Provided By (Used For) Operating Activities	<u>\$ 1,058,116</u>	<u>\$ 53,955</u>	<u>\$ (747)</u>	<u>\$ 33,164</u>	<u>\$ 1,144,488</u>

FIDUCIARY FUNDS

Fiduciary funds are used to account for assets held by the government as an agent for individuals, private organizations, other governments and/or funds.

Tax Commissioner - to account for the collection of property taxes, motor vehicle taxes and title fees and mobile home fees, etc. which are disbursed to various taxing units.

Clerk of Superior Court - to account for the collection of various fines, forfeitures, jury fund receipts, real estate transfer taxes, recording of intangibles, fees, civil awards, etc. which are disbursed to other parties.

Magistrate Court - to account for the collection of fees in jurisdiction of small claims courts, which are disbursed to other parties.

Probate Court - to account for the collection of fees in jurisdiction of the probate court, which are disbursed to other parties.

Sheriff - to account for collection of cash bonds, fines, forfeitures, etc. which are disbursed to other parties.

Development Authority - to account for collection of property taxes designated for the Valdosta-Lowndes County Development Authority.

LOWNDES COUNTY, GEORGIA
 FIDUCIARY FUNDS
 COMBINING STATEMENT OF FIDUCIARY NET POSITION
 June 30, 2022

	CUSTODIAL FUNDS						TOTAL
	OFFICE OF TAX COMMISSIONER	CLERK OF COURT	MAGIS- TRATE COURT	PROBATE COURT	OFFICE OF SHERIFF	DEVELOPMENT AUTHORITY	
ASSETS							
Cash	\$ 115,619	\$ 3,192,466	\$ 276,959	\$ 30,387	\$ 1,117,875	\$ 301,878	\$ 5,035,184
Due from others	<u>46,661</u>	<u>-</u>	<u>-</u>	<u>-</u>	<u>-</u>	<u>11,914</u>	<u>58,575</u>
TOTAL ASSETS	<u>\$ 162,280</u>	<u>\$ 3,192,466</u>	<u>\$ 276,959</u>	<u>\$ 30,387</u>	<u>\$ 1,117,875</u>	<u>\$ 313,792</u>	<u>\$ 5,093,759</u>
NET POSITION							
Net position-held for others	<u>\$ 162,280</u>	<u>\$ 3,192,466</u>	<u>\$ 276,959</u>	<u>\$ 30,387</u>	<u>\$ 1,117,875</u>	<u>\$ 313,792</u>	<u>\$ 5,093,759</u>
TOTAL NET POSITION	<u>\$ 162,280</u>	<u>\$ 3,192,466</u>	<u>\$ 276,959</u>	<u>\$ 30,387</u>	<u>\$ 1,117,875</u>	<u>\$ 313,792</u>	<u>\$ 5,093,759</u>

LOWNDES COUNTY, GEORGIA
 FIDUCIARY FUNDS
 COMBINING STATEMENTS OF CHANGES IN
 FIDUCIARY NET POSITION
 For the Year Ending June 30, 2022

	Custodial Funds						Total Custodial Funds
	Tax Commissioner	Clerk of Court	Magistrate Court	Probate Court	Office of Sheriff	Development Authority	
ADDITIONS							
Taxes	\$ 130,259,191	\$ 2,920,068	\$ -	\$ -	\$ -	\$ 3,286,861	\$ 136,466,120
Fees	1,819,214	10,069,732	1,052,299	348,028	3,062,615	487	16,352,375
Total Additions	<u>132,078,405</u>	<u>12,989,800</u>	<u>1,052,299</u>	<u>348,028</u>	<u>3,062,615</u>	<u>3,287,348</u>	<u>152,818,495</u>
DEDUCTIONS							
Payment of taxes to other agencies	130,142,217	2,866,504	-	-	-	4,926,905	137,935,626
Payment of fees to other agencies	1,953,689	9,392,841	947,652	352,290	3,031,329	-	15,677,801
Total Deductions	<u>132,095,906</u>	<u>12,259,345</u>	<u>947,652</u>	<u>352,290</u>	<u>3,031,329</u>	<u>4,926,905</u>	<u>153,613,427</u>
CHANGE IN NET POSITION	(17,501)	730,455	104,647	(4,262)	31,286	(1,639,557)	(794,932)
NET POSITION BEGINNING OF YEAR	179,781	2,462,011	172,312	34,649	1,086,589	1,953,349	5,888,691
NET POSITION END OF YEAR	<u>\$ 162,280</u>	<u>\$ 3,192,466</u>	<u>\$ 276,959</u>	<u>\$ 30,387</u>	<u>\$ 1,117,875</u>	<u>\$ 313,792</u>	<u>\$ 5,093,759</u>

STATISTICAL SECTION

THIS PAGE INTENTIONALLY LEFT BLANK

Lowndes County, Georgia
Statistical Section
(Unaudited)

This part of Lowndes County's comprehensive annual financial report presents detailed information as a context for understanding what the information in the financial statements, note disclosures, and required supplementary information says about the government's overall financial health. This section included data for the County only and does not include the County's discretely presented component units. This information has not been audited by the independent auditor.

Financial Trends

These schedules contain trend information to help the reader understand how the County's financial performance and well-being have changed over time.

Revenue Capacity

These schedules contain information to help the reader assess the County's most significant local revenue source, the property taxes.

Debt Capacity

These schedules contain information to help the reader assess the affordability of the County's current levels of outstanding debt and the County's ability to issue additional debt in the future.

Demographic and Economic Information

These schedules offer demographic and economic indicators to help the reader understand the environment within which the County's financial activities take place.

Operating Information

These schedules contain service and infrastructure data to help the reader understand how the information in the County's financial report relates to the services the government provides and the activities it performs.

Source: Unless otherwise noted, the information in these schedules is derived from the comprehensive annual financial reports for the relevant year.

Lowndes County, Georgia
Net Position by Component (Unaudited)
Last Ten Fiscal Years
(Accrual basis of accounting)

Fiscal Year Ending June 30,	<u>2022</u>	<u>2021</u>	<u>2020</u>	<u>2019</u>	<u>2018</u>
Governmental Activities					
Net investment in capital assets	\$ 135,696,363	\$ 89,641,675	\$ 121,365,288	\$ 113,833,133	\$ 106,820,771
Restricted	27,180,415	30,658,485	14,632,375	13,329,697	13,620,273
Unrestricted	<u>(43,905,492)</u>	<u>(8,177,223)</u>	<u>(50,704,516)</u>	<u>(46,869,571)</u>	<u>(49,527,042)</u>
Total governmental activities net positions	<u>\$ 118,971,286</u>	<u>\$ 112,122,937</u>	<u>\$ 85,293,147</u>	<u>\$ 80,293,259</u>	<u>\$ 70,914,002</u>
Business Activities					
Net investment in capital assets	\$ 54,002,697	\$ 51,229,903	\$ 42,797,445	\$ 39,952,571	\$ 37,203,351
Restricted	-	-	-	-	-
Unrestricted	<u>7,431,275</u>	<u>8,189,514</u>	<u>6,529,905</u>	<u>5,278,322</u>	<u>5,276,488</u>
Total business activities net positions	<u>\$ 61,433,972</u>	<u>\$ 59,419,417</u>	<u>\$ 49,327,350</u>	<u>\$ 45,230,893</u>	<u>\$ 42,479,839</u>
Primary Government					
Net investment in capital assets	\$ 189,699,060	\$ 140,871,578	\$ 164,162,733	\$ 153,785,704	\$ 144,024,122
Restricted	27,180,415	30,658,485	14,632,375	13,329,697	13,620,273
Unrestricted *	<u>(36,474,217)</u>	<u>12,291</u>	<u>(44,174,611)</u>	<u>(41,591,249)</u>	<u>(44,331,798)</u>
Total primary government net positions	<u>\$ 180,405,258</u>	<u>\$ 171,542,354</u>	<u>\$ 134,620,497</u>	<u>\$ 125,524,152</u>	<u>\$ 113,312,597</u>

*- GASB Statement Numbers 67 and 68 were implemented in FY2015 creating a restatement to net position for pension liabilities.

*- GASB Statement Number 75 was implemented in FY2018 creating a restatement to net position for other postemployment benefits liabilities.

<u>2017</u>	<u>2016</u>	<u>2015</u>	<u>2014</u>	<u>2013</u>
\$ 102,350,427	\$ 99,227,901	\$ 94,815,672	\$ 96,669,665	\$ 91,132,521
23,453,782	19,635,708	16,659,022	10,216,435	7,429,021
<u>(18,114,965)</u>	<u>(18,057,260)</u>	<u>(12,059,503)</u>	<u>4,591,882</u>	<u>12,639,719</u>
<u>\$ 107,689,244</u>	<u>\$ 100,806,349</u>	<u>\$ 99,415,191</u>	<u>\$ 111,477,982</u>	<u>\$ 111,201,261</u>
\$ 35,192,890	\$ 31,701,505	\$ 31,475,723	\$ 30,405,797	\$ 30,583,047
-	-	-	-	-
<u>6,116,967</u>	<u>4,132,157</u>	<u>2,578,746</u>	<u>2,532,188</u>	<u>1,578,791</u>
<u>\$ 41,309,857</u>	<u>\$ 35,833,662</u>	<u>\$ 34,054,469</u>	<u>\$ 32,937,985</u>	<u>\$ 32,161,838</u>
\$ 137,543,317	\$ 133,929,406	\$ 126,291,395	\$ 127,075,462	\$ 127,075,462
23,453,782	19,635,708	16,659,022	10,216,435	10,216,435
<u>(11,997,998)</u>	<u>(13,925,103)</u>	<u>(9,480,757)</u>	<u>7,124,070</u>	<u>7,124,070</u>

Lowndes County, Georgia
Changes in Net Position (Unaudited),
Last Ten Years
(Accrual basis of accounting)

Fiscal Year Ending June 30,	<u>2022</u>	<u>2021</u>	<u>2020</u>	<u>2019</u>	<u>2018</u>
Net (Expense) Revenue					
Governmental activities	\$ (73,439,712)	\$ (54,573,528)	\$ (83,166,152)	\$ (83,166,152)	\$ (76,064,692)
Business-type activities	<u>2,614,559</u>	<u>10,692,062</u>	<u>4,693,180</u>	<u>4,693,180</u>	<u>2,164,939</u>
Total primary government net expense	<u>\$ (70,825,153)</u>	<u>\$ (43,881,466)</u>	<u>\$ (78,472,972)</u>	<u>\$ (78,472,972)</u>	<u>\$ (73,899,753)</u>
General Revenues and Other Changes in Net Position					
Governmental activities:					
Taxes					
Property taxes	\$ 44,358,552	\$ 39,756,633	\$ 38,480,270	\$ 37,005,480	\$ 36,344,513
Alcoholic beverage taxes	509,508	536,205	503,999	475,253	485,522
Occupational taxes	608,723	601,190	770,917	615,300	648,758
Hotel/Motel taxes	676,467	445,857	411,757	469,338	475,522
Franchise taxes	322,568	331,654	111,380	147,614	58,272
Insurance premium taxes	3,734,704	3,595,283	3,384,824	3,158,244	2,928,398
Sales taxes	37,590,443	32,265,306	40,922,168	35,688,396	33,271,101
Public utility taxes	1,407,283	1,379,245	1,154,231	1,107,795	899,584
Miscellaneous	1,797,818	1,891,945	1,597,411	1,643,456	1,037,021
Gain (loss) on disposal of capital asset	84,365	-	-	-	-
Transfer in (out)	<u>600,000</u>	<u>600,000</u>	<u>600,000</u>	<u>600,000</u>	<u>(1,289,094)</u>
Total governmental activities	<u>91,690,431</u>	<u>81,403,318</u>	<u>87,936,957</u>	<u>80,910,876</u>	<u>74,859,597</u>
Business-type activities					
Interest	-	5	3,277	4,300	3,000
Transfer in (out)	<u>(600,000)</u>	<u>(600,000)</u>	<u>(600,000)</u>	<u>(600,000)</u>	<u>1,289,094</u>
Total business-type activities	<u>(600,000)</u>	<u>(599,995)</u>	<u>(596,723)</u>	<u>(595,700)</u>	<u>1,292,094</u>
Total primary government	<u>\$ 91,090,431</u>	<u>\$ 80,803,323</u>	<u>\$ 87,340,234</u>	<u>\$ 80,315,176</u>	<u>\$ 76,151,691</u>
Change in Net Position					
Governmental activities	\$ 18,250,719	\$ 26,829,790	\$ 4,770,805	\$ 4,770,805	\$ (2,255,276)
Business-type activities	<u>2,014,559</u>	<u>10,092,067</u>	<u>4,096,457</u>	<u>4,096,457</u>	<u>4,097,480</u>
Total primary government	<u>\$ 20,265,278</u>	<u>\$ 36,921,857</u>	<u>\$ 8,867,262</u>	<u>\$ 8,867,262</u>	<u>\$ 1,842,204</u>

<u>2017</u>	<u>2016</u>	<u>2015</u>	<u>2014</u>	<u>2013</u>
\$ (76,064,692)	\$ (67,260,946)	\$ (64,898,964)	\$ (68,664,438)	\$ (67,479,054)
<u>2,164,969</u>	<u>2,831,173</u>	<u>1,785,804</u>	<u>1,128,704</u>	<u>1,148,587</u>
<u>\$ (73,899,723)</u>	<u>\$ (64,429,773)</u>	<u>\$ (63,113,160)</u>	<u>\$ (67,535,734)</u>	<u>\$ (66,330,467)</u>
\$ 35,228,326	\$ 30,877,255	\$ 32,605,491	\$ 29,334,593	\$ 28,017,047
517,520	532,111	519,700	511,272	486,800
659,502	620,356	616,773	603,078	544,984
443,779	322,379	312,292	281,051	272,613
119,065	90,731	118,282	114,398	116,773
2,734,353	2,569,810	2,399,798	2,285,406	2,198,903
31,895,363	32,433,256	33,352,945	32,675,107	33,747,828
929,743	820,140	654,305	565,454	659,404
1,057,678	1,014,911	677,293	1,002,806	855,646
-	-	-	-	-
<u>558,522</u>	<u>(2,990,825)</u>	<u>12,232</u>	<u>372,610</u>	<u>334,000</u>
<u>74,143,851</u>	<u>66,290,124</u>	<u>71,269,111</u>	<u>67,745,775</u>	<u>67,233,998</u>
203,544	2,563	12	170	9,793
<u>(558,522)</u>	<u>2,990,825</u>	<u>(12,232)</u>	<u>(372,610)</u>	<u>(334,000)</u>
<u>(354,978)</u>	<u>2,993,388</u>	<u>(12,220)</u>	<u>(372,440)</u>	<u>(324,207)</u>
<u>\$ 73,788,873</u>	<u>\$ 69,283,512</u>	<u>\$ 71,256,891</u>	<u>\$ 67,373,335</u>	<u>\$ 66,909,791</u>
\$ (1,205,095)	\$ (1,920,841)	\$ (970,822)	\$ 6,370,147	\$ (918,663)
<u>3,457,033</u>	<u>1,809,991</u>	<u>5,824,561</u>	<u>1,773,584</u>	<u>756,264</u>
<u>\$ 2,251,938</u>	<u>\$ (110,850)</u>	<u>\$ 4,853,739</u>	<u>\$ 8,143,731</u>	<u>\$ (162,399)</u>

Lowndes County, Georgia
Fund Balances, Governmental Funds (Unaudited)
Last Ten Fiscal Years
(Modified accrual basis of accounting)

Fiscal Year Ending June 30,	<u>2022</u>	<u>2021</u>	<u>2020</u>	<u>2019</u>	<u>2018</u>
General Fund					
Assigned	\$ 14,528,472	\$13,390,946	\$ 13,390,946	\$11,891,403	\$11,891,403
Unassigned	<u>23,241,260</u>	<u>19,578,956</u>	<u>9,420,184</u>	<u>7,495,526</u>	<u>4,497,564</u>
Total general fund	<u>\$ 37,769,732</u>	<u>\$32,969,902</u>	<u>\$ 22,811,130</u>	<u>\$19,386,929</u>	<u>\$16,388,967</u>
All Other Governmental Funds					
Restricted	\$ 27,180,415	\$30,658,485	\$ 14,638,120	\$13,335,442	\$13,626,018
Assigned	5,371,579	5,576,723	4,707,889	3,375,604	2,821,514
Unassigned, reported in:					
Special revenue funds	-	-	-	-	-
Capital projects funds	<u>-</u>	<u>-</u>	<u>-</u>	<u>-</u>	<u>-</u>
Total all other governmental funds:	<u>\$ 32,551,994</u>	<u>\$36,235,208</u>	<u>\$ 19,346,009</u>	<u>\$16,711,046</u>	<u>\$16,447,532</u>

<u>2017</u>	<u>2016</u>	<u>2015</u>	<u>2014</u>	<u>2013</u>
\$11,777,833	\$12,057,549	\$12,207,325	\$12,691,370	\$13,724,513
<u>4,146,455</u>	<u>3,213,323</u>	<u>3,130,470</u>	<u>2,290,541</u>	<u>3,036,971</u>
<u>\$15,924,288</u>	<u>\$15,270,872</u>	<u>\$15,337,795</u>	<u>\$14,981,911</u>	<u>\$16,761,484</u>
\$14,828,114	\$11,053,197	\$14,078,478	\$ 7,518,696	\$11,784,570
<u>2,753,061</u>	<u>2,083,678</u>	<u>1,219,958</u>	<u>706,094</u>	<u>259,177</u>
-	-	-	-	-
<u>-</u>	<u>-</u>	<u>-</u>	<u>-</u>	<u>-</u>
<u>\$17,581,175</u>	<u>\$13,136,875</u>	<u>\$15,298,436</u>	<u>\$ 8,224,790</u>	<u>\$12,043,747</u>

Lowndes County, Georgia
Changes in Fund Balances, Governmental Funds (Unaudited),
Last Ten Fiscal Years
(Accrual basis of accounting)

Fiscal Year Ending June 30,	<u>2022</u>	<u>2021</u>	<u>2020</u>	<u>2019</u>	<u>2018</u>
Revenues					
Taxes	\$ 104,965,249	\$ 94,543,454	\$ 85,452,044	\$ 78,716,359	\$ 75,211,768
Licenses and permits	162,282	218,668	172,543	200,741	136,676
Intergovernmental revenues	3,904,778	18,642,930	5,301,644	5,916,278	5,121,341
Charges for services	7,193,003	6,903,116	6,392,815	6,186,634	6,053,694
Fines and forfeitures	4,433,252	4,869,345	3,255,974	5,732,804	2,378,961
Investment income	36,853	30,753	417,515	520,625	98,931
Miscellaneous	<u>2,392,749</u>	<u>1,883,993</u>	<u>1,556,603</u>	<u>1,595,654</u>	<u>986,543</u>
Total revenues	<u>123,088,166</u>	<u>127,092,259</u>	<u>102,549,138</u>	<u>98,869,095</u>	<u>89,987,914</u>
Expenditures					
General government					
Legislative and executive	\$ 10,359,788	\$ 13,469,572	\$ 12,447,518	\$ 12,738,714	\$ 12,400,149
Judicial	8,628,807	8,150,067	8,104,170	8,074,562	7,865,324
Public safety	34,641,232	31,498,414	29,726,494	26,410,841	28,393,909
Public works	10,816,666	13,290,122	8,865,913	11,586,074	6,451,756
Health and welfare	740,247	944,524	907,358	933,542	1,155,402
Culture and recreation	5,561,358	5,293,111	5,041,023	5,421,268	6,597,441
Housing and development	4,921,837	5,161,777	4,675,905	4,993,527	4,789,306
Intergovernmental	15,512,735	14,859,171	13,023,640	12,854,355	12,295,591
Capital outlay	18,938,615	6,929,635	13,246,553	12,145,236	8,371,706
Debt service					
Principle	940,000	940,000	925,000	905,000	885,000
Interest	<u>107,895</u>	<u>107,895</u>	<u>126,400</u>	<u>144,500</u>	<u>162,200</u>
Total Expenditures	<u>111,169,180</u>	<u>100,644,288</u>	<u>97,089,974</u>	<u>96,207,619</u>	<u>89,367,784</u>
Excess of revenues over (under) expenditure	<u>11,918,986</u>	<u>26,447,971</u>	<u>5,459,164</u>	<u>2,661,476</u>	<u>620,130</u>
Other Financing Sources (Uses)					
Capital financing	-	-	-	-	735,450
Transfer in	2,530,020	2,217,368	2,171,735	2,171,735	2,171,282
Transfer out	<u>(1,930,020)</u>	<u>(1,617,368)</u>	<u>(3,460,829)</u>	<u>(3,460,829)</u>	<u>(1,612,760)</u>
Total other financing sources (uses)	<u>600,000</u>	<u>600,000</u>	<u>(1,289,094)</u>	<u>(1,289,094)</u>	<u>1,293,972</u>
Net change in fund balances	<u>\$ 12,518,986</u>	<u>\$ 27,047,971</u>	<u>\$ 4,170,070</u>	<u>\$ 1,372,382</u>	<u>\$ 1,914,102</u>
Debt service as a percentage of noncapital expenditures	1.14%	1.12%	1.25%	1.25%	1.29%

<u>2017</u>	<u>2016</u>	<u>2015</u>	<u>2014</u>	<u>2013</u>
\$ 72,648,101	\$ 68,556,417	\$ 70,546,603	\$ 66,367,426	\$ 66,035,682
130,906	155,279	131,055	130,807	99,341
4,885,875	3,251,530	2,988,192	2,757,803	3,781,219
5,973,023	5,874,110	5,789,394	5,601,346	5,687,127
2,802,310	3,079,490	2,835,436	3,099,595	3,268,751
16,526	16,353	32,572	48,191	30,705
<u>1,003,254</u>	<u>956,590</u>	<u>583,831</u>	<u>607,283</u>	<u>480,501</u>
<u>87,459,995</u>	<u>81,889,769</u>	<u>82,907,083</u>	<u>78,612,451</u>	<u>79,383,326</u>
\$ 11,446,499	\$ 10,684,609	\$ 10,996,723	\$ 10,050,950	\$ 9,908,048
7,275,305	7,167,422	6,513,406	6,267,247	5,942,037
26,517,739	25,800,237	26,321,713	25,824,458	25,184,661
6,799,468	5,704,932	5,655,379	6,155,815	4,593,106
1,168,376	1,097,014	1,195,708	870,328	859,923
5,084,948	4,685,341	4,829,388	4,681,077	4,577,105
4,597,599	4,244,301	4,185,465	4,191,862	4,557,326
11,787,151	11,985,598	14,165,484	11,319,810	9,904,148
7,929,566	8,393,877	3,265,709	3,208,286	2,406,981
870,000	850,000	840,000	8,710,000	8,290,000
<u>179,600</u>	<u>196,600</u>	<u>213,400</u>	<u>607,138</u>	<u>891,828</u>
<u>83,656,251</u>	<u>80,809,931</u>	<u>78,182,375</u>	<u>81,886,971</u>	<u>77,115,163</u>
<u>3,803,744</u>	<u>1,079,838</u>	<u>4,724,708</u>	<u>(3,274,520)</u>	<u>2,268,163</u>
-	-	-	125,000	-
2,188,484	1,862,786	1,887,116	1,718,027	2,894,089
<u>(5,179,309)</u>	<u>(1,850,554)</u>	<u>(1,514,506)</u>	<u>(1,384,027)</u>	<u>(2,019,872)</u>
<u>(2,990,825)</u>	<u>12,232</u>	<u>372,610</u>	<u>459,000</u>	<u>874,217</u>
<u>\$ 812,919</u>	<u>\$ 1,092,070</u>	<u>\$ 5,097,318</u>	<u>\$ (2,815,520)</u>	<u>\$ 3,142,380</u>
1.39%	1.45%	1.41%	11.84%	12.29%

Lowndes County, Georgia
Tax Revenues by Source, Governmental Fund (Unaudited),
Last Ten Fiscal Years
(Modified accrual basis of accounting)

<u>Fiscal Year</u>	<u>Property Tax</u>	<u>Title Advalorem Vehicle Tax</u>	<u>Beverage Tax</u>	<u>Franchise Tax</u>	<u>Local Option Sales Tax</u>	<u>Special Purpose Local Option Sales Tax</u>	<u>Hotel/Motel Tax</u>	<u>Insurance Premium Tax</u>	<u>Intangible Tax</u>	<u>Total</u>
2013	26,157,401	431,831	486,800	116,773	12,387,903	21,359,925	272,613	2,198,903	503,831	63,915,980
2014	26,290,909	1,623,444	511,272	114,398	11,991,187	20,683,920	281,051	2,285,406	412,764	64,194,351
2015	28,743,941	2,403,931	519,700	118,282	12,247,943	21,105,022	312,292	2,399,798	394,652	68,245,561
2016	27,865,106	2,012,398	532,111	90,731	11,906,457	20,526,799	322,379	2,569,810	446,525	66,272,316
2017	32,029,878	2,042,727	517,520	119,065	11,708,428	20,196,935	443,779	2,734,353	441,563	70,234,248
2018	32,720,772	2,410,587	485,522	58,272	12,213,401	21,057,700	475,522	2,928,398	349,392	72,699,566
2019	32,807,780	2,730,318	475,253	147,614	12,780,906	22,016,014	469,338	3,158,244	553,573	75,139,040
2020	32,191,263	4,564,939	503,999	111,380	13,466,432	23,178,259	411,757	3,384,824	639,094	78,451,947
2021	33,100,328	5,229,296	536,205	107,972	16,020,139	27,624,711	445,857	3,595,283	1,040,834	87,700,625
2022	33,482,528	5,248,149	509,508	89,894	16,737,202	28,839,140	676,467	3,734,704	1,075,539	90,393,131
Change 2013-2022	28.00%	117.71%	4.66%	-23.02%	35.11%	35.02%	148.14%	69.84%	113.47%	41.42%

Notes: Includes General and Special Revenue Funds

Property taxes beginning in 2012 include the county taxes levied for the Valdosta-Lowndes County Development Authority and the Valdosta-Lowndes County Parks and Recreation Authority.

Effective in January 2013, sales tax is no longer collected on manufacturing energy usage.

Effective April 1, 2013, sales tax is no longer collected on vehicle sales. The sales tax was replaced with a Title Advalorem Tax (TAVT) at the time of sale which replaces annual property taxes on vehicles purchased from April 1, 2013 forward.

Effective in August 2016, the hotel-motel tax was raised from 5% to 7%.

Lowndes County, Georgia
 Assessed Value and Actual Value of Taxable Property (Unaudited),
 Last Ten Fiscal Years
 (In thousands of dollars)

Fiscal Year Ended <u>June 30,</u>	Assessed Value Residential <u>Property</u>	Assessed Value Commercial <u>Property</u>	Assessed Value Industrial <u>Property</u>	Assessed Value Personal <u>Property</u>	Less: Assessed Value Tax-Exempt <u>Property</u>	Total Taxable Assessed <u>Value</u>
2013	1,523,611	943,904	493,895	227,573	321,475	2,867,508
2014	1,523,248	937,983	507,566	239,653	310,207	2,898,243
2015	1,526,911	965,117	522,662	205,404	320,119	2,899,975
2016	1,532,969	1,171,548	547,981	139,175	396,512	2,995,161
2017	1,547,612	1,122,320	557,674	104,590	332,732	2,999,464
2018	1,562,962	1,131,310	572,684	77,449	400,809	2,943,595
2019	1,607,496	1,177,792	644,328	60,761	422,286	3,068,092
2020	1,643,921	1,206,094	637,479	50,187	427,868	3,109,814
2021	1,687,010	1,231,543	640,810	42,964	433,682	3,168,645
2022	1,767,322	1,248,763	653,969	35,864	400,712	3,305,205

Lowndes County, Georgia
 Assessed Value and Actual Value of Taxable Property (Unaudited),
 Last Ten Fiscal Years
(In thousands of dollars)

Fiscal Year Ended <u>June 30,</u>	Total Taxable Assessed <u>Value</u>	Estimated Actual Taxable <u>Value</u>	Ratio of Total	Total Direct Unincorporated <u>Tax Rate (1)</u>	Total Direct Incorporated <u>Tax Rate</u>
			Accessed to Total Actual <u>Value</u>		
2013	2,867,508	7,168,770	40%	7.31	7.31
2014	2,898,243	7,245,608	40%	7.30	7.30
2015	2,899,975	7,249,938	40%	8.31	8.31
2016	2,995,161	7,487,903	40%	7.80	7.80
2017	2,999,464	7,498,660	40%	8.97	8.97
2018	2,943,595	7,358,987	40%	8.97	8.97
2019	3,068,092	7,670,230	40%	8.81	8.81
2020	3,109,814	7,774,535	40%	8.69	8.69
2021	3,168,645	7,921,612	40%	8.41	8.41
2022	3,305,205	8,263,013	40%	8.41	8.41

Lowndes County, Georgia
 Direct and Overlapping Property Tax Rates (Unaudited)
 Last Ten Fiscal Years
 (Rate per \$1,000 of access value)

Jurisdiction:	<u>2013</u>	<u>2014</u>	<u>2015</u>	<u>2016</u>	<u>2017</u>	<u>2018</u>	<u>2019</u>	<u>2020</u>	<u>2021</u>	<u>2022</u>
County										
Maintenance and Operations:										
Direct Rates:										
Unincorporated	7.31	7.30	8.31	7.80	8.97	8.97	8.81	8.69	8.60	8.41
Unincorporated Fire	0.00	0.00	0.00	0.00	0.00	0.00	0.00	0.00	0.00	2.50
Incorporated	7.31	7.30	8.31	7.80	8.97	8.97	8.81	8.69	8.60	8.41
Overlapping Rates:										
Valdosta-Lowndes County Development Authority	1.00	1.00	1.00	1.00	1.00	1.00	1.00	1.00	1.00	1.00
Valdosta-Lowndes County Parks & Recreation Authority	1.25	1.25	1.25	1.25	1.25	1.25	1.25	1.25	1.25	1.25
Total County - Unincorporated	<u>9.56</u>	<u>9.55</u>	<u>10.56</u>	<u>10.05</u>	<u>11.22</u>	<u>11.22</u>	<u>11.06</u>	<u>10.94</u>	<u>10.85</u>	<u>13.16</u>
Total County - Incorporated	<u>9.56</u>	<u>9.55</u>	<u>10.56</u>	<u>10.05</u>	<u>11.22</u>	<u>11.22</u>	<u>11.06</u>	<u>10.94</u>	<u>10.85</u>	<u>10.66</u>
 Schools										
Maintenance and Operations:										
Lowndes County Board of Education	14.73	14.73	16.85	16.85	16.91	16.84	16.54	16.38	16.19	15.96
Valdosta Board of Education	16.98	16.98	16.98	16.98	16.98	16.98	16.98	16.75	16.69	16.14
Total Schools - County	<u>14.73</u>	<u>14.73</u>	<u>16.85</u>	<u>16.85</u>	<u>16.91</u>	<u>16.84</u>	<u>16.54</u>	<u>16.38</u>	<u>16.19</u>	<u>15.96</u>
Total Schools - City of Valdosta	<u>16.98</u>	<u>16.98</u>	<u>16.98</u>	<u>16.98</u>	<u>16.98</u>	<u>16.98</u>	<u>16.98</u>	<u>16.75</u>	<u>16.69</u>	<u>16.14</u>
 Municipalities										
Maintenance and Operations:										
City of Hahira	4.75	4.75	4.75	4.75	4.75	4.75	4.75	4.75	4.75	4.75
City of Lake Park	5.05	5.05	6.55	6.55	6.55	7.55	7.39	7.93	7.39	7.39
City of Remerton	6.38	6.38	6.35	6.35	6.72	6.69	6.65	6.48	6.51	6.51
City of Valdosta	4.11	4.10	6.10	6.10	7.95	8.00	7.92	7.81	7.97	7.80
 State	.020	0.15	0.10	0.05	.00	.00	.00	.00	.00	.00
Total Direct and Overlapping Rates:										
Total Unincorporated	<u>24.31</u>	<u>24.43</u>	<u>27.51</u>	<u>26.95</u>	<u>28.13</u>	<u>28.06</u>	<u>27.60</u>	<u>27.32</u>	<u>27.04</u>	<u>29.12</u>
Total City of Hahira	<u>29.06</u>	<u>29.18</u>	<u>32.26</u>	<u>31.70</u>	<u>32.88</u>	<u>32.81</u>	<u>32.35</u>	<u>32.07</u>	<u>31.79</u>	<u>31.37</u>
Total City of Lake Park	<u>29.36</u>	<u>29.48</u>	<u>34.06</u>	<u>33.50</u>	<u>34.68</u>	<u>35.61</u>	<u>34.99</u>	<u>35.25</u>	<u>34.43</u>	<u>34.01</u>
Total City of Remerton	<u>30.69</u>	<u>30.81</u>	<u>33.86</u>	<u>33.30</u>	<u>34.85</u>	<u>34.75</u>	<u>34.25</u>	<u>33.80</u>	<u>33.55</u>	<u>33.13</u>
Total City of Valdosta	<u>30.67</u>	<u>30.78</u>	<u>33.74</u>	<u>33.18</u>	<u>36.15</u>	<u>36.20</u>	<u>35.96</u>	<u>35.50</u>	<u>35.51</u>	<u>34.59</u>

County, Development Authority, Parks and Recreation Authority and State property taxes are accessed county wide. Lowndes County Board of Education property taxes are accessed county wide except on property in the City of Valdosta where the Valdosta Board of Education accesses property taxes. Cities access property taxes on property within their geographic boundaries.

Source: Lowndes County Tax Commissioner

Lowndes County, Georgia
Principle Tax Payers (Unaudited),
Current Year and Ten Years Ago

Taxpayer	2022			The Langdale Company Bellsouth Telecommunications Taxpayer	2012		
	Taxable Assessed Value	Rank	Percentage of Total County Taxable Assessed Value		Taxable Assessed Value	Rank	Percentage of Total County Taxable Assessed Value
Georgia Power Company	\$ 92,685,970	1	2.80%	Packaging Corporation of America	\$ 62,631,250	1	2.24%
Packaging Corporation of America	88,441,197	2	2.68%	Archers Daniels Midland	42,751,488	2	1.53%
Lowe's Distribution Center	29,920,532	3	0.91%	Lowe's Distribution Center	34,439,835	3	1.23%
Archers Daniels Midland	22,109,847	4	0.67%	Georgia Power	30,420,266	4	1.09%
Colquitt Electric Membership	21,452,577	5	0.65%	J M Smith Corporation	20,096,947	5	0.72%
South Georgia Pecan	21,322,008	6	0.65%	Colquitt Electric Membership	14,146,800	6	0.50%
Sabal Trail Transmission LLC	19,726,902	7	0.60%	Marelda Valdosta Mall LLC	12,285,370	7	0.44%
J M Smith Corporation	16,903,056	8	0.51%	Saft America, Inc.	10,028,130	8	0.36%
Langdale Forest Products	14,335,121	9	0.43%	Lowe's Home Centers, Inc	9,305,225	9	0.33%
GF Valdosta Mall LLC	13,801,949	10	0.42%	Norfolk Southern	8,697,589	10	0.31%
All others	2,964,505,910		89.69%	All others	2,557,329,815		91.26%
Total	\$ 3,305,205,069		100.00%		\$ 2,802,132,715		100.00%

Lowndes County, Georgia
Property Tax Levies and Collections (Unaudited),
Last Ten Fiscal Years

Fiscal Year Ending June 30,	Taxes Levied for the Fiscal Year	Collected within the Fiscal Year of the Levy		Collections in Subsequent Years	Total Collections to Date	
		Amount	Percentage of Levy		Amount	Percentage of Levy
2013	20,961,479	20,204,435	96.39%	756,760	20,961,195	100.00%
2014	21,165,873	20,465,210	96.69%	699,964	21,165,174	100.00%
2015	24,098,793	23,286,760	96.63%	808,174	24,094,934	99.98%
2016	23,374,266	22,610,795	96.73%	755,754	23,366,549	99.95%
2017	26,917,189	26,057,511	96.81%	848,947	26,906,458	99.94%
2018	26,415,821	26,085,531	98.75%	317,023	26,402,554	99.91%
2019	26,747,019	25,934,765	96.96%	792,580	26,727,345	96.96%
2020	27,024,282	26,168,864	96.83%	776,137	26,945,001	96.83%
2021	27,503,460	26,912,908	97.85%	407,839	27,320,747	97.85%
2022	27,889,463	27,292,497	97.86%	-	27,292,497	97.86%

Source: Lowndes County Tax Commissioner

Lowndes County, Georgia
Ratios of Outstanding Debt by Type (Unaudited),
Last Ten Fiscal Years

Fiscal Year	Governmental Activities		Business-Type Activities			Total Primary Government	Percentage of Personal Income	Per Capita
	Capital Leases	Bonds	Notes Payable	Capital Leases	Revenue Bonds			
2013	69,700	18,686,139	-	-	9,576,467	28,332,306	0.76%	238
2014	53,300	9,597,013	-	-	8,897,058	18,547,371	0.51%	164
2015	36,900	8,716,852	1,144,071	-	8,159,655	18,057,478	0.51%	159
2016	20,500	7,808,529	1,285,219	440,198	7,411,869	16,966,315	0.45%	150
2017	592,460	6,884,109	1,053,522	223,605	6,644,203	15,397,899	0.36%	133
2018	441,270	5,948,630	830,796	-	5,864,112	13,084,808	0.28%	111
2019	294,180	4,995,827	830,624	-	5,071,563	11,192,194	0.28%	95
2020	147,090	4,030,019	694,890	-	4,266,604	9,138,603	0.18%	76
2021	481,718	3,047,353	1,332,145	-	3,449,233	8,310,449	0.16%	69
2022	44,951,726	2,053,159	1,177,063	-	2,614,588	50,796,536	0.92%	423

Notes: Details regarding the county's outstanding debt can be found in the notes to the financial statements.

Lowndes County, Georgia
 Direct and Overlapping Governmental Activities Debt (Unaudited)
 As of June 30, 2022

<u>Governmental Unit</u>	<u>Debt Outstanding</u>	<u>Estimated Percentage Applicable</u>	<u>Estimated Share of Overlapping Debt</u>
Debt repaid with property taxes			
Valdosta City School System	47,235,000	100%	47,235,000
Lowndes County School System	14,465,000	100%	14,465,000
Valdosta-Lowndes County Development Authority			<u>15,255,000</u>
Subtotal, overlapping debt			76,955,000
County direct debt			
Capital Lease			44,951,726
Bonds			<u>2,053,159</u>
Total County direct debt			<u>47,004,885</u>
 Total direct and overlapping debt			 <u><u>\$ 123,959,885</u></u>

Sources:

Each city government provided information for their respective city.

Note:

Overlapping governments are those that coincide with the geographic boundaries of the County. This schedule estimates the portion of outstanding debt of those overlapping governments that is borne by the residents and businesses of Lowndes County. The County government represents all taxpayers including those living in the cities and therefore 100% of the debt is estimated to be overlapping. This process recognizes that, when considering the government's ability to issue and repay long-term debt, the entire debt burden borne by the residents and businesses should be taken into account. However, this does not imply that every taxpayer is a resident, and therefore responsible for repaying the debt of each overlapping government.

Lowndes County, Georgia
 Legal Debt Margin Information (Unaudited)
 Last Ten Fiscal Years
(Dollars in thousands)

	<u>2013</u>	<u>2014</u>	<u>2015</u>	<u>2016</u>	<u>2017</u>
Debt limit	286,751	289,824	289,998	299,516	299,946
Total net debt applicable to limit *	<u>18,647</u>	<u>9,185</u>	<u>8,717</u>	<u>7,809</u>	<u>6,884</u>
Legal debt margin	<u>\$268,104</u>	<u>\$280,639</u>	<u>\$281,281</u>	<u>\$291,707</u>	<u>\$293,062</u>
Total net debt applicable to the limit as a percentage of debt limit	0%	0%	0%	0%	0%

*-Net debt applicable to the limit has been adjusted for all years prior to FY2021 based on categories noted in the debt ratio schedule.

Legal Debt Margin Calculation for Fiscal Year 2022

Assessed value	\$ 3,305,205
Debt limitation (10% of assessed value)	330,521
Debt applicable to limitation:	
Total bonded debt	<u>2,053</u>
Legal debt margin	<u>\$ 328,467</u>

<u>2018</u>	<u>2019</u>	<u>2020</u>	<u>2021</u>	<u>2022</u>
294,359	306,809	310,981	316,864	330,521
<u>5,949</u>	<u>4,996</u>	<u>4,030</u>	<u>3,047</u>	<u>2,053</u>
<u>\$ 288,410</u>	<u>\$301,813</u>	<u>\$306,951</u>	<u>\$313,817</u>	<u>\$ 328,467</u>
0%	0%	0%	0%	0%

Lowndes County, Georgia
Pledged-Revenue Coverage (Unaudited),
Last Ten Fiscal Years

Water and Sewer Revenue Bonds 2005 (Refunded 2016)							
Fiscal Year	Operating Revenue	Less:	Net	Debt Service		Total	Coverage
		Operating Expenses	Available Revenue	Principle	Interest		
2013	\$4,938,717	\$2,969,218	\$1,969,499	\$570,000	\$495,158	\$1,065,158	1.85
2014	\$5,353,852	\$2,857,696	\$2,496,156	\$660,000	\$241,613	\$ 901,613	2.77
2015	\$5,661,873	\$3,285,323	\$2,376,550	\$685,000	\$217,213	\$ 902,213	2.63
2016	\$6,199,474	\$3,504,480	\$2,694,994	\$715,000	\$185,962	\$ 900,962	2.99
2017	\$7,291,559	\$3,418,989	\$3,872,570	\$735,000	\$160,900	\$ 895,900	4.32
2018	\$7,081,259	\$3,883,699	\$3,197,560	\$750,000	\$153,853	\$ 903,853	3.54
2019	\$7,434,631	\$5,280,530	\$2,154,101	\$765,000	\$136,786	\$ 901,786	2.39
2020	\$8,777,107	\$5,389,846	\$3,387,261	\$780,000	\$114,664	\$ 894,664	3.79
2021	\$9,310,943	\$5,403,324	\$3,907,619	\$795,000	\$ 99,040	\$ 894,040	4.37
2022	\$9,710,043	\$6,941,156	\$2,768,887	\$815,000	\$ 84,400	\$ 899,400	3.08

Notes:

Pledged revenues represent fees charged for water and sewer services.

Operating expenses do not include depreciation and interest expenses.

Details regarding the County's debt can be found in the notes to the financial statements.

Lowndes County, Georgia
Demographic and Economic Statistics, (Unaudited),
Last Ten Calendar Years

<u>Year</u>	<u>Population (1)</u>	<u>Personal Income</u>	<u>Per Capita Income (2)</u>		<u>Unemployment Rate (2)</u>	
			<u>County</u>	<u>State</u>	<u>County</u>	<u>State</u>
2013	114,552	3,561,765,336	31,093	36,869	8.3%	8.5%
2014	112,916	3,659,607,560	32,410	37,845	7.4%	7.7%
2015	113,563	3,755,187,721	33,067	38,980	7.3%	7.2%
2016	112,865	3,745,086,430	33,182	40,306	5.9%	5.9%
2017	113,898	4,195,318,932	36,834	49,347	5.1%	4.8%
2018	115,489	4,609,281,479	39,911	52,977	3.8%	4.1%
2019	117,406	4,859,434,340	41,390	55,679	3.9%	3.5%
2020	118,503	5,029,385,823	42,441	58,700	5.3%	5.6%
2021	119,600	5,075,943,600	42,441	61,980	4.6%	4.0%
2022	120,055	5,536,096,215	46,113	61,224	3.1%	2.9%

Source:

(1) U. S. Census Bureau

(2) State of Georgia Department of Labor

Lowndes County, Georgia
Principle Employers (Unaudited),
Current Year and Nine Years Ago

<u>Employer</u>	<u>2022</u>				<u>2012</u>		
	<u>Employees</u>	<u>Rank</u>	<u>Percentage of Total County Employment</u>		<u>Employees</u>	<u>Rank</u>	<u>Percentage of Total County Employment</u>
Moody Air Force Base	8,000	1	15.79%	Moody Air Force Base	6,100	1	11.86%
South Georgia Medical Center	2,700	2	5.33%	South Georgia Medical Center	3,200	2	6.22%
Valdosta State University	2,467	3	4.87%	Valdosta State University	2,280	3	4.43%
Lowndes County School System	1,395	4	2.75%	Lowndes County School System	1,279	4	2.49%
Valdosta City School System	1,291	5	2.55%	Valdosta City School System	950	5	1.85%
Lowe's Distribution Center	942	6	1.86%	Lowe's Distribution Center	900	6	1.75%
Fresh Beginnings and Eleadlone	850	7	1.68%	Convergys Corp	850	7	1.65%
Wild Adventures	750	8	1.48%	Lowndes County	595	8	1.16%
Wal Mart Supercenters	672	9	1.33%	City of Valdosta	578	9	1.12%
City of Valdosta	<u>617</u>	10	<u>1.22%</u>	Fresh Beginnings	<u>500</u>	10	<u>0.97%</u>
Total Principle Employers	19,684		38.85%		17,232		33.50%
Other Employees	<u>30,982</u>		<u>61.15%</u>		<u>34,214</u>		<u>66.50%</u>
Total Employees	<u>50,666</u>		<u>100.00%</u>		<u>51,446</u>		<u>100.00%</u>

Sources: Valdosta-Lowndes Chamber of Commerce & Georgia Department of Labor

Lowndes County, Georgia
Full-time Equivalent County Government Employees by Function/Program (Unaudited),
Last Ten Fiscal Years

Function/Program	Full-time Equivalent Employees as of June 30,									
	2013	2014	2015	2016	2017	2018	2019	2020	2021	2022
General Government										
Legislative										
Board of Commissioners	6	6	6	6	6	6	6	6	6	6
County Clerk	3	4	4	3	3	3	3	3	4	3
County Manager	3	2	2	2	2	2	2	2	2	1
Board of Elections	14	10	10	10	10	10	10	10	10	10
Board of Assessors	23	24	24	24	24	22	22	22	22	22
Building Maintenance	21	25	25	25	25	21	20	20	20	22
Tax Commissioner	21	21	21	21	21	21	21	21	21	21
Administrative Services	17	18	19	19	20	19	19	20	20	22
Engineering	7	6	6	6	7	7	7	7	7	6
Judicial										
Clerk of Court	19	22	22	22	22	23	23	23	23	23
Probate Court	6	6	6	6	6	6	7	7	7	7
Juvenile Court	2	2	2	2	2	2	2	2	3	3
Magistrate Court	11	11	11	11	11	11	11	12	12	12
Superior Court	15	15	17	17	14	14	14	14	14	14
State Court	10	10	11	11	13	12	13	14	14	15
Alternative Dispute Resolution	-	-	-	-	-	1	1	1	1	1
Community Corrections	1	1	1	1	2	2	1	1	1	1
Public Safety										
Sheriff	240	237	237	237	238	593	237	233	238	238
Coroner	2	2	2	2	2	2	2	3	3	4
Probation	-	-	-	-	-	1	8	9	12	13
Animal Services	11	11	13	14	14	14	14	14	14	14
Emergency Management	1	1	1	1	1	1	1	1	1	1

Lowndes County, Georgia
 Full-time Equivalent County Government Employees by Function/Program (Unaudited),
 Last Ten Fiscal Years

Function/Program	Full-time Equivalent Employees as of June 30,									
	2013	2014	2015	2016	2017	2018	2019	2020	2021	2022
Public Works										
Administration	6	6	6	6	6	6	6	6	6	6
Road Maintenance	39	39	39	39	38	38	38	38	38	44
Road Construction	9	9	9	9	9	9	9	9	9	9
Auxiliary Accounts - Jail Commissary	2	2	2	2	2	2	2	2	2	2
Intergovernmental										
Alternative Dispute Resolution	2	2	2	2	2	1	2	1	1	1
VOCA Grant - Solicitor	-	-	1	1	2	2	2	2	2	2
DUI Accountability Court Grant	-	-	-	-	-	-	-	1	1	1
LCSO - HEAT Grant	-	-	-	-	3	3	3	-	-	-
County Jail Fund	1	1	2	1	1	1	1	1	1	1
Emergency Telephone System	36	36	38	38	41	41	41	42	41	42
Special Services Fund										
Fire	19	20	20	20	20	20	17	17	17	62
NPDES - Stormwater	-	-	-	-	-	-	-	-	-	1
Mosquito Control	1	1	1	1	1	1	1	1	1	1
Code Enforcement	-	-	-	-	-	-	-	4	4	4
Planning/Zoning	5	5	5	5	5	5	6	5	5	5
Victim/Witness	2	2	2	2	2	2	2	2	2	2
Water and Sewer	19	19	19	19	21	23	24	24	26	30
Sanitation Fund	15	-	-	-	-	-	-	-	-	-
Litter & Beautification	-	-	-	-	-	-	-	2	2	4
Equipment Maintenance	9	9	9	9	9	9	9	9	9	10
Total	594	584	589	594	602	956	607	611	622	686

Source: County Budgets

Lowndes County, Georgia
 Operating Indicators by Function/Program (Unaudited),
 Last Ten Fiscal Years

Function/Program	Fiscal Year Ending June 30,									
	<u>2013</u>	<u>2014</u>	<u>2015</u>	<u>2016</u>	<u>2017</u>	<u>2018</u>	<u>2019</u>	<u>2020</u>	<u>2021</u>	<u>2022</u>
Courts										
Cases filed:										
Superior Court - Civil	3,012	2,470	2,408	2,299	2,100	2,008	2,426	1,846	2,059	969
Superior Court - Criminal	3,361	3,287	3,915	5,384	4,710	1,005	4,434	4,757	6,171	2,434
State Court - Civil	547	649	490	585	539	481	630	600	703	369
State Court - Criminal	18,080	10,870	18,933	17,906	22,359	32,240	17,887	1,400	16,339	7,518
Juvenile Court	1,015	951	1,092	960	1,166	1,030	832	682	777	520
Sheriff										
Inmate bookings	9,503	9,115	8,442	8,080	9,024	7,449	7,592	7,102	6,922	6,445
Average daily jail population	653	675	622	654	625	608	585	630	592	625
Subpoenas served	12,154	11,831	11,815	10,195	11,331	11,568	11,117	1,442	7,644	10,992
Civil papers served	2,908	2,659	2,408	2,145	1,964	1,961	766	-	200	746
Jury summons	485	724	595	592	619	651	1,881	209	1,792	1,781
Fire Protection Services										
Emergency responses	3,548	3,086	3,079	2,630	2,286	2,319	1,509	2,073	1,996	2,758
Fires extinguished	468	266	581	288	371	450	369	306	323	419
Emergency Telephone System										
911 calls	97,599	98,480	102,508	106,796	98,853	97,018	94,838	95,944	98,682	105,712
Public Works										
New paving (miles)	3	4	2	2	3	2	8	4	4	3
Sanitation										
Refuse collected (tons per day)	32	-	-	-	-	-	-	-	-	-
Water										
Average daily consumption (thousands of gallons)	1,943	1,939	2,062	4,555	6,739	6,066	3,167	2,505	2,443	2,416
Sewer										
Average daily sewage treatment (thousands of gallons)	1,057	1,190	1,892	1,604	1,616	1,830	1,900	2,017	2,137	2,186

Source: County Department Heads

Lowndes County, Georgia
 Capital Assets Statistics by Function/Program (Unaudited),
 Last Ten Fiscal Years

Function/Program	Fiscal Year Ending June 30,									
	<u>2013</u>	<u>2014</u>	<u>2015</u>	<u>2016</u>	<u>2017</u>	<u>2018</u>	<u>2019</u>	<u>2020</u>	<u>2021</u>	<u>2022</u>
Sheriff										
Vehicles	263	263	233	195	190	220	262	218	197	194
Fire Protection Services										
Fire stations	18	18	18	18	18	18	18	18	18	18
Vehicles	56	56	56	59	55	55	45	43	43	47
Pumpers	19	19	19	24	20	20	23	23	23	23
Public Works										
Streets (miles) paved	490	494	496	505	508	510	518	522	526	531
Streets (miles) dirt	320	315	314	306	300	298	292	289	280	277
Traffic signals	3	3	5	5	5	5	6	6	6	6
Water										
Water mains (miles)	192	192	192	198	200	203	206	211	218	220
Fire hydrants	1,420	1,420	1,420	1,475	1,489	1,496	1,501	1,550	1,626	1,640
Storage capacity (thousands of gallons)	3,680	3,680	3,680	3,680	3,680	3,680	3,680	3,680	3,680	3,680
Sewer										
Sanitary sewers (miles)	202	202	202	206	210	212	214	216	220	222
Treatment capacity (thousands of gallons)	2,500	2,500	2,500	2,500	2,500	2,500	2,500	2,500	2,500	2,500

Source: County Department Heads

SPECIAL REPORTS SECTION

INDEPENDENT AUDITORS' REPORT ON INTERNAL CONTROL OVER FINANCIAL REPORTING AND ON COMPLIANCE AND OTHER MATTERS BASED ON AN AUDIT OF FINANCIAL STATEMENTS PERFORMED IN ACCORDANCE WITH *GOVERNMENTAL AUDITING STANDARDS*

To the Board of Commissioners
Lowndes County, Georgia

We have audited, in accordance with the auditing standards generally accepted in the United States of America and the standards applicable to financial audits contained in *Government Auditing Standards* issued by the Comptroller General of the United States, the financial statements of the governmental activities, the business-type activities, the aggregate discretely presented component units, each major fund, and the aggregate remaining fund information of Lowndes County, Georgia, as of and for the year ended June 30, 2022, and the related notes to the financial statements, which collectively comprise Lowndes County, Georgia's basic financial statements, and have issued our report thereon dated January 12, 2023. Our report included a reference to component auditors who audited the financial statements of the Lowndes County Board of Health and the Valdosta-Lowndes County Parks and Recreation Authority as described in our report on Lowndes County, Georgia's financial statements. This report does not include the results of the other auditor's testing of internal control over financial reporting or compliance and other matters that are reported on separately by those auditors.

Report on Internal Control over Financial Reporting

In planning and performing our audit of the financial statements, we considered Lowndes County, Georgia's internal control over financial reporting (internal control) as a basis for designing audit procedures that are appropriate in the circumstances for the purpose of expressing our opinions on the financial statements, but not for the purpose of expressing an opinion on the effectiveness of Lowndes County, Georgia's internal control. Accordingly, we do not express an opinion on the effectiveness of Lowndes County, Georgia's internal control.

A deficiency in internal control exists when the design or operation of a control does not allow management or employees, in the normal course of performing their assigned functions to prevent, or detect and correct, misstatements, on a timely basis. *A material weakness* is a deficiency or a combination of deficiencies, in internal control, such that there is a reasonable possibility that a material misstatement of the entity's financial statements will not be prevented, or detected and corrected, on a timely basis. *A significant deficiency* is a deficiency or a combination of deficiencies, in internal control that is less severe than a material weakness, yet important enough to merit attention by those charges with governance.

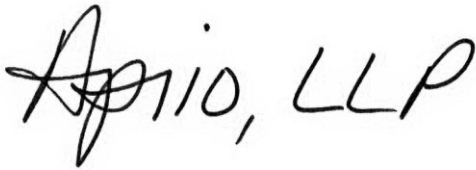
Our consideration of internal control was for the limited purpose described in the first paragraph of this section and was not designed to identify all deficiencies in internal control that might be material weakness or, significant deficiencies. Given these limitations, during our audit we did not identify any deficiencies in internal control that we consider to be material weaknesses. However, material weakness or significant deficiencies may exist that were not identified.

Report on Compliance and Other Matters

As part of obtaining reasonable assurance about whether Lowndes County, Georgia's financial statements are free from material misstatement, we performed tests of its compliance with certain provisions of laws, regulations, contracts, and grant agreements, noncompliance with which could have a direct and material effect on the financial statements. However, providing an opinion on compliance with those provisions was not an objective of our audit, and accordingly, we do not express such an opinion. The results of our tests disclosed no instances of noncompliance or other matters that are required to be reported under *Government Auditing Standards*.

Purpose of This Report

The purpose of this report is solely to describe the scope of our testing of internal control and compliance and the results of that testing, and not to provide an opinion on the effectiveness of the entity's internal control or on compliance. This report is an integral part of an audit performed in accordance with *Government Auditing Standards* in considering the entity's internal control and compliance. Accordingly, this communication is not suitable for any other purposes.

A handwritten signature in black ink that reads "Aptio, LLP". The signature is written in a cursive, flowing style.

Valdosta, GA
January 12, 2023

LOWNDES COUNTY, GEORGIA
SPECIAL SALES TAX VII
SCHEDULE OF PROJECTS CONSTRUCTED
WITH SPECIAL SALES TAX PROCEEDS
Year Ended June 30, 2022

	Original Estimated <u>Cost</u>	Current Estimated <u>Cost</u>	Prior <u>Years</u>	Current <u>Year</u>	<u>Total</u>	Estimated Percentage <u>of Completion</u>
Roads, Streets and Bridge Improvements	\$ 25,000,000	\$ 20,339,701	\$ 20,259,833	\$ 79,868	\$ 20,339,701	100.00%
Road, Street and Bridge Equipment	1,838,000	1,370,701	1,210,838	159,863	1,370,701	100.00%
Water & Sewer System Improvements and Equipment	17,410,500	14,400,433	14,400,433	-	14,400,433	100.00%
Law Enforcement Vehicles and Evidence Storage Facilities	1,500,000	1,253,401	1,253,401	-	1,253,401	100.00%
Firefighting Facilities and Vehicles	3,000,000	2,397,811	1,881,287	433,274	2,314,561	96.53%
9-1-1 Center Improvements	984,500	921,457	921,457	-	921,457	100.00%
Public Safety Radio System	4,500,000	3,283,500	3,283,500	-	3,283,500	100.00%
Parks and Recreation Facilities	3,500,000	4,436,324	4,436,324	-	4,436,324	100.00%
Animal Shelter Addition and Improvements	800,000	800,000	28,143	5,198	33,341	4.17%
Civic Center Improvements	150,000	175,878	175,878	-	175,878	100.00%
Historic Courthouse Improvements	2,000,000	2,000,000	242,939	1,213,713	1,456,652	72.83%
Library Improvements and Equipment	1,582,000	1,621,076	1,621,076	-	1,621,076	100.00%
Airport Improvements	150,000	149,880	149,880	-	149,880	100.00%
City of Dasher	1,245,000	1,055,723	1,055,723	-	1,055,723	100.00%
City of Hahira	3,765,000	3,192,611	3,192,611	-	3,192,611	100.00%
City of Remerton	1,545,000	1,310,120	1,310,120	-	1,310,120	100.00%
City of Lake Park	1,005,000	852,205	852,205	-	852,205	100.00%
City of Valdosta	80,025,000	67,858,873	67,858,873	-	67,858,873	100.00%
Totals	<u>\$150,000,000</u>	<u>\$127,419,694</u>	<u>\$124,134,521</u>	<u>\$1,891,916</u>	<u>\$126,026,437</u>	

See independent auditor's report.

LOWNDES COUNTY, GEORGIA
SPECIAL SALES TAX VIII
SCHEDULE OF PROJECTS CONSTRUCTED
WITH SPECIAL SALES TAX PROCEEDS
Year Ended June 30, 2022

	Original Estimated Cost	Current Estimated Cost	Prior Years	Current Year	Total	Estimated Percentage of Completion
Roads, Streets and Bridge Improvements	\$ 2,500,000	\$ 2,290,670	\$ 448,699	\$ 308,703	\$ 757,402	33.06%
Road, Street and Bridge Equipment	1,500,000	1,374,402	-	415,934	415,934	30.26%
Water & Sewer System Improvements and Equipment	23,000,000	21,074,166	3,973,501	822,429	4,795,930	22.76%
Record Storage Facility	375,000	343,601	-	-	-	0.00%
Law Enforcement Vehicles and Evidence Storage Facilities	3,000,000	2,748,804	254,825	831,091	1,085,916	39.51%
Parks and Recreation Facilities	13,274,932	12,163,396	396,685	2,596,089	2,992,774	24.60%
Airport Improvements	2,000,000	1,832,536	8,044	-	8,044	0.44%
9-1-1 Center Improvements	350,000	320,694	84,623	4,642	89,265	27.83%
Health Department Facilities	250,000	250,000	221,815	2,590	224,405	89.76%
Animal Shelter Addition and Improvements	3,000,000	3,000,000	248	4,966	5,214	0.17%
Clyattville Community Center	300,000	300,000	11,993	1,212	13,205	4.40%
Senior Center Equipment and Facilities	2,500,000	2,500,000	-	-	-	0.00%
EMS Facilities and Equipment	550,000	550,000	71,446	433,284	504,730	91.77%
Historic Carnegie Library Facilities	150,000	286,167	13,651	272,516	286,167	100.00%
Library Improvements and Equipment	175,000	175,000	-	-	-	0.00%
Historic Courthouse Improvements	9,000,000	9,000,000	132,100	3,562	135,662	1.51%
City of Dasher	1,156,593	1,087,197	333,094	248,019	581,113	53.45%
City of Hahira	3,445,586	3,238,851	995,408	741,174	1,736,582	53.62%
City of Remerton	1,253,359	1,178,157	364,079	271,091	635,170	53.91%
City of Lake Park	1,217,648	1,217,648	352,460	262,439	614,899	50.50%
City of Valdosta	65,001,883	61,101,770	18,788,810	13,990,012	32,778,822	53.65%
Totals	<u>\$ 134,000,001</u>	<u>\$ 126,033,059</u>	<u>\$ 26,451,481</u>	<u>\$ 21,209,753</u>	<u>\$ 47,661,234</u>	

See independent auditor's report.

Lowndes County, Georgia
Certificate of 9-1-1 Expenditures
For the Year Ended June 30, 2022

Line No.		O.C.G.A. Reference:	
1	Indicate UCOA Fund Type Used to Account for 9-1-1 Activity (choose one): <input checked="" type="checkbox"/> Special Revenue Fund <input type="checkbox"/> Enterprise Fund		
2	Expenditures (UCOA Activity 3800) Wireless service supplier cost recovery charges (identify each supplier individually on lines below - attach list, if necessary)	46-5-134(e)	
	_____		\$ _____
	_____		\$ _____
	_____		\$ _____
3	Emergency telephone equipment, including necessary computer hardware, software, and data base provisioning, addressing, and nonrecurring costs of establishing a 9-1-1 system:		
3a	Lease costs	46-5-134(f)(1)(A)	\$ _____
3b	Purchase costs	46-5-134(f)(1)(A)	\$ _____
3c	Maintenance costs	46-5-134(f)(1)(A)	\$ _____
4	Rates associated with the service suppliers 9-1-1 service and other service suppliers recurring charges	46-5-134(f)(1)(B)	\$ _____
5	Employees hired by the local government solely for the operation and maintenance of the emergency 9-1-1 system and employees who work as directors as defined in O.C.G.A. §46-5-138.2		
5a	Salaries and wages	46-5-134(f)(1)(C)	\$ <u>1,869,568</u>
5b	Employee benefits	46-5-134(f)(1)(C)	\$ <u>909,105</u>
6	Cost of training of employees who work as dispatchers or directors	46-5-134(f)(1)(D)	\$ <u>14,659</u>
7	Office supplies of the public safety answering points used directly in providing emergency 9-1-1 system services	46-5-134(f)(1)(E)	\$ <u>7,792</u>
8	Building used as a public safety answering point:		
8a	Lease costs	46-5-134(f)(1)(F)	\$ _____
8b	Purchase costs	46-5-134(f)(1)(F)	\$ _____
9	Computer hardware and software used at a public safety answering point, including computer assisted dispatch systems and automatic vehicle location systems:		
9a	Lease costs	46-5-134(f)(1)(G)	\$ _____
9b	Purchase costs	46-5-134(f)(1)(G)	\$ _____
9c	Maintenance costs	46-5-134(f)(1)(G)	\$ _____

10	Supplies directly related to providing emergency 9-1-1 system services, including the cost of printing emergency 9-1-1 public education materials	46-5-134(f)(1)(H)	\$ _____
11	Logging recorders used at a public safety answering point to record telephone and radio traffic:		
11a	Lease costs	46-5-134(f)(1)(I)	\$ _____
11b	Purchase costs	46-5-134(f)(1)(I)	\$ _____
11c	Maintenance costs	46-5-134(f)(1)(I)	\$ _____
12	Insurance purchased to insure against risks and liability in the operation and maintenance of the 9-1-1 system on behalf of the local government or on behalf of employees hired by the local government solely for the operation and maintenance of the 9-1-1 system and employees who work as directors	46-5-134(f)(2)(B)(i)	\$ _____
13	Mobile communications vehicle and equipment, if the primary purpose and designation of such vehicle is to function as a backup 9-1-1 system center		
13a	Lease costs	46-5-134(f)(2)(B)(ii)	\$ _____
13b	Purchase costs	46-5-134(f)(2)(B)(ii)	\$ _____
13c	Maintenance costs	46-5-134(f)(2)(B)(ii)	\$ _____
14	Allocation of indirect costs associated with supporting the 9-1-1 system center and operations as identified and outlined in an indirect cost allocation plan approved by the local governing authority that is consistent with the costs allocated within the local government to both governmental and business-type activities	46-5-134(f)(2)(B)(iii)	\$ <u>160,000</u>
15	Mobile public safety voice and data equipment, geo-targeted test messaging alert systems, or towers necessary to carry out the function of 9-1-1 system operations		
15a	Lease costs	46-5-134(f)(2)(B)(iv)	\$ _____
15b	Purchase costs	46-5-134(f)(2)(B)(iv)	\$ _____
15c	Maintenance costs	46-5-134(f)(2)(B)(iv)	\$ _____
16	Public safety voice and data communications systems located in the 9-1-1 system facility that further the legislative intent of providing the highest level of emergency response service on a local, regional, and state-wide basis, including equipment and associated hardware and software that supports the use of public safety wireless voice and data communication systems		
16a	Lease costs	46-5-134(f)(2)(B)(v)	\$ <u>60,291</u>
16b	Purchase costs	46-5-134(f)(2)(B)(v)	\$ <u>227,632</u>
16c	Maintenance costs	46-5-134(f)(2)(B)(v)	\$ <u>6,928</u>


Lowndes County, Georgia
 Certificate of 9-1-1 Expenditures
 For the Year Ended June 30, 2022

17 Other expenditures not included in Lines 2 through 16 above.
 Identify by object and purpose.

<u>Dues and subscriptions</u>	\$ <u>2,357</u>
<u>Contract Services</u>	\$ <u>635,605</u>
<u>Utilities</u>	\$ <u>42,230</u>
<u>Facilities maintenance</u>	\$ <u>570</u>
<u> </u>	\$ <u> </u>
<u> </u>	\$ <u> </u>
<u> </u>	\$ <u> </u>
<u> </u>	\$ <u> </u>
<u> </u>	\$ <u> </u>
<u> </u>	\$ <u> </u>
18 Total Expenditures (total of all amounts reported on Lines 2 through 17 above)	\$ <u><u>3,936,737</u></u>


Certification of Local Government Officials

I have reviewed the information presented in this report and certify that it is accurate and correct. I further certify that the 9-1-1 funds were expended in compliance with the expenditure requirements specified in the Official Code of Georgia Annotated (OCGA), Section 46-5-134. I understand that, in accordance with OCGA Section 46-5-134(m)(2), any local government which makes expenditures not in compliance with this Code section may be held liable for pro rata reimbursement to telephone and wireless telecommunications subscribers of amounts improperly expended. Further, the noncompliant local government shall be solely financially responsible for the reimbursement and for any costs associated with the reimbursement. Such reimbursement shall be accomplished by the service providers abating the imposition of the 9-1-1 charges and 9-1-1 wireless enhanced charges until such abatement equals the total amount of the rebate.

Signature of Chief Elected Official  Date 12/28/22

Print Name of Chief Elected Official Bill Slaughter

Title of Chief Elected Official Chairman Board of Commissioners

Signature of Chief Financial Officer  Date 12/28/22

Print Name of Chief Financial Officer Stephanie Black