

Lowndes County Board of Commissioners

Public Hearing on the Millage
August 17, 2018



What is the Millage?

- The tax levied by a county for county purposes
- The tax rate per \$1,000 of assessed property value
- Determined by dividing the budgeted tax revenues by the total digest and subtracting any rollbacks

Taxpayers Bill of Rights

- Requires –
 - Rollback of millage when there is “significant net-value added reassessment”
 - Use of a state mandated formula which computes the tax revenue increase from reassessments as a percentage
 - When not rolled back to the computed millage –
 - Advertisement of a tax increase as a percentage
 - Three public hearings to set the millage

Taxpayers Bill of Rights

- Significant net-value added reassessment –
 - Calculate the millage equivalent of the Reassessed Value Added
 - The difference is the rollback millage
 - Applies to existing real property

Rollback Millage Example

Net Value-Added Reassessment (RVA)	\$100,000,000
Current Year Digest (CYD)	\$2,000,000,000
Prior Year Millage (PYM)	11.224
Millage Equivalent of RVA ($RVA/CYD * PYM$)	0.561
Rollback Millage for Current Year (Difference)	10.663
Current Year Millage (CYM)	11.224
Percentage of Tax Increase to Advertise	5.26%

In the example above, the millage rate for the current year remains the same as the prior year. However, because of the required calculations, the County would have to advertise a tax increase of 5.26% and hold three public hearings to keep the millage rate the same.

Actual Rollback Calculation

Net Value-Added Reassessment (RVA)	\$43,956,294
2018 Year Digest (CYD)	\$3,075,300,115
2017 Millage Rate (PYM)	11.224
Millage Equivalent of RVA (RVA/CYD * PYM)	0.160
Rollback Millage for 2018 (Difference)	11.064
2018 Millage Rate (CYM)	11.064
Percentage of Tax Increase to Advertise	0.00%
<i>In the above calculation, the County would have to advertise a tax increase of 1.43% if the millage rate had remained the same as the prior year.</i>	

Millage Formulas

$$\text{Gross Millage} = \frac{(\text{Budgeted Property Tax} + \text{Budgeted Local Option Sales Tax})}{(\text{Total Digest})}$$

$$\text{LOST Rollback} = \frac{(\text{Budgeted Local Option Sales Tax})}{(\text{Total Digest})}$$

$$\text{Net Millage} = \text{Gross Millage} - \text{LOST Rollback}$$

Local Option Sales Tax



State of Georgia

SPLOST – Split between
County and municipalities
(Capital improvements)

EdSPLOST – Split between
school systems (Capital
improvements)

LOST – Split between County
and municipalities (Property tax
relief)



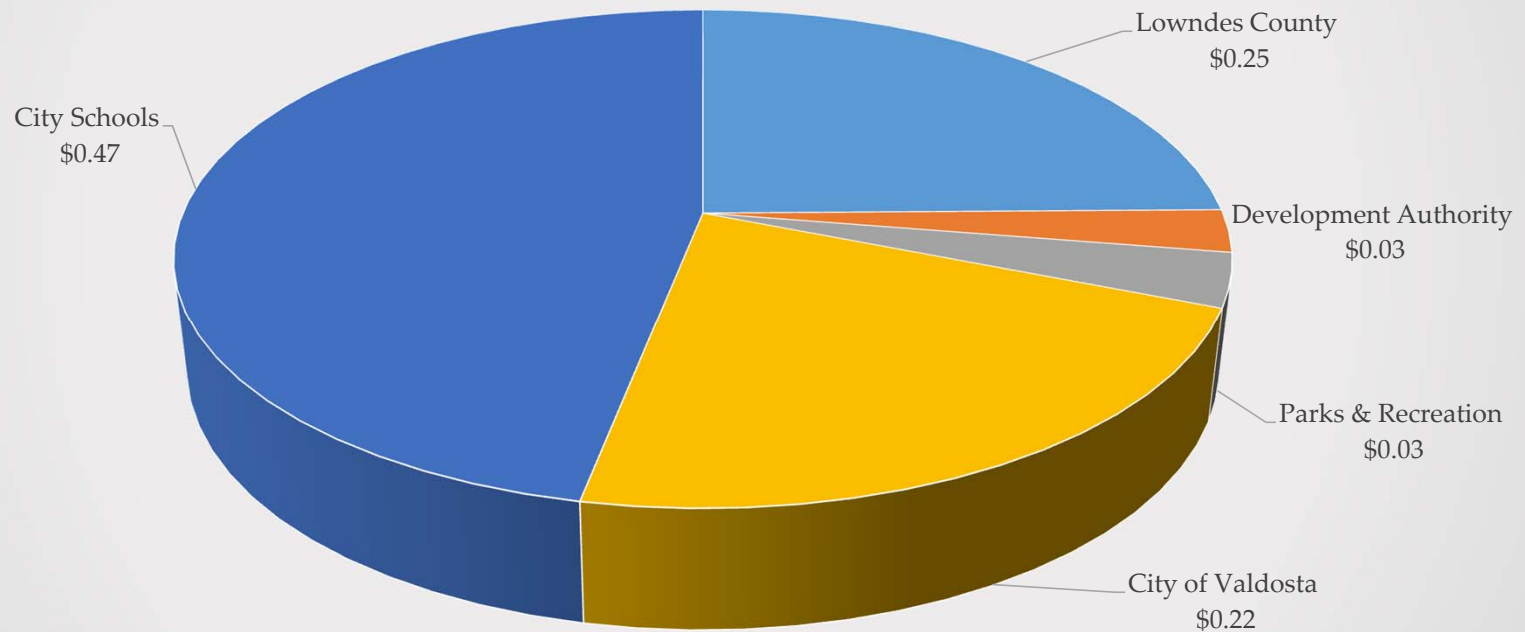
Millage Calculation

	Prior Year	100%	95%
Total County Digest	\$2,950,585,713	\$3,075,300,115	\$2,921,535,109
Budgeted Property Tax (County)	\$26,480,000	\$27,105,695	\$25,750,410
Parks & Recreation	\$3,688,232	\$3,844,125	\$3,651,919
Development Authority	\$2,950,586	\$3,075,300	\$2,921,535
Budgeted LOST	\$11,500,000	\$12,000,000	\$12,000,000
Total Budgeted Taxes	\$44,618,818	\$46,025,120	\$44,323,864
Gross Millage Before Rollbacks	15.122	14.966	15.171
LOST Rollback	(3.898)	(3.902)	(4.107)
Net Millage	11.224	11.064	11.064
Total County Assessment	\$33,117,374	\$34,025,120	\$32,323,864

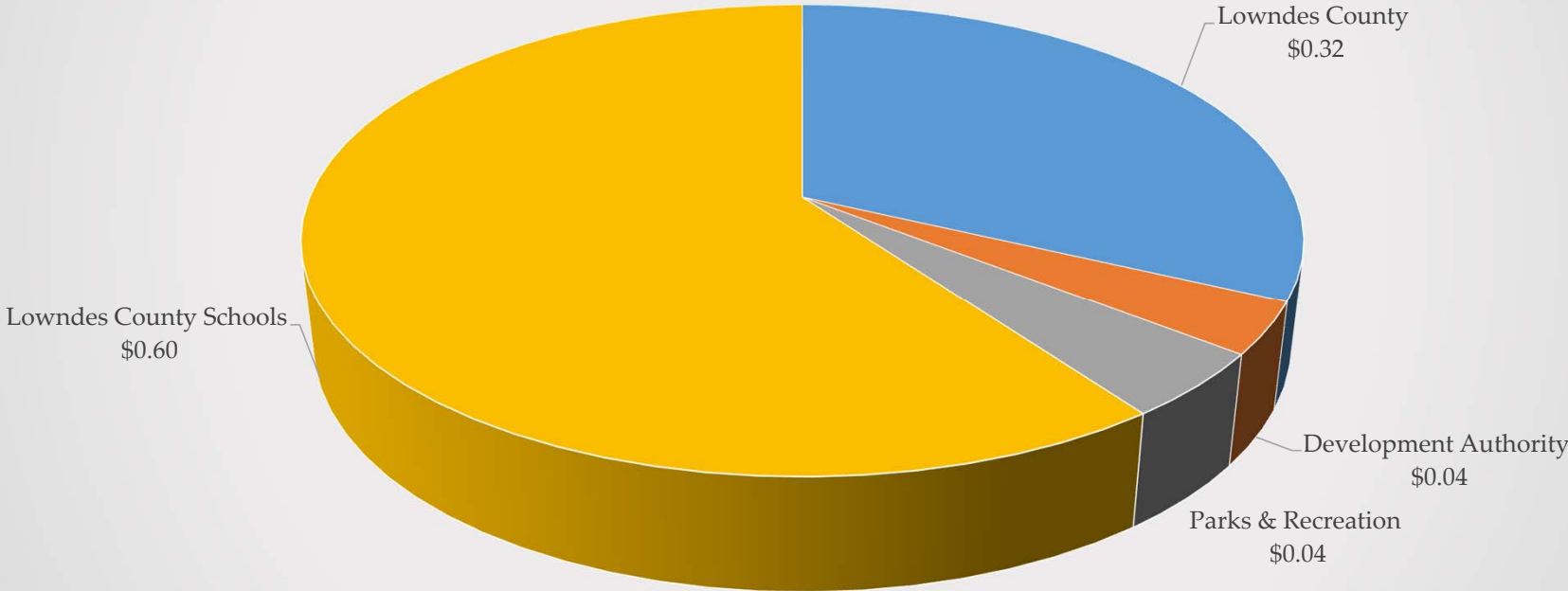
Property Tax Example

	City of Valdosta Resident	Unincorporated Resident
Property Value	\$200,000	\$200,000
Assessed Value (40%)	\$80,000	\$80,000
Homestead Exemption	\$(6,000)	\$(6,000)
Net Taxable Base	\$74,000	\$74,000
Tax Calculation:		
Lowndes County – 8.814 <i>PY 8.974</i>	\$652	\$652
Development Authority – 1.00	\$74	\$74
Parks & Recreation Authority – 1.25	\$93	\$93
Lowndes County Schools – 16.541 <i>PY 16.839</i>		\$1,224
City of Valdosta – 8.001 <i>PY 8.001</i>	\$592	
Valdosta City Schools – 16.980 <i>PY 16.980</i>	\$1,257	
Total Estimated Taxes	\$2,668	\$2,043

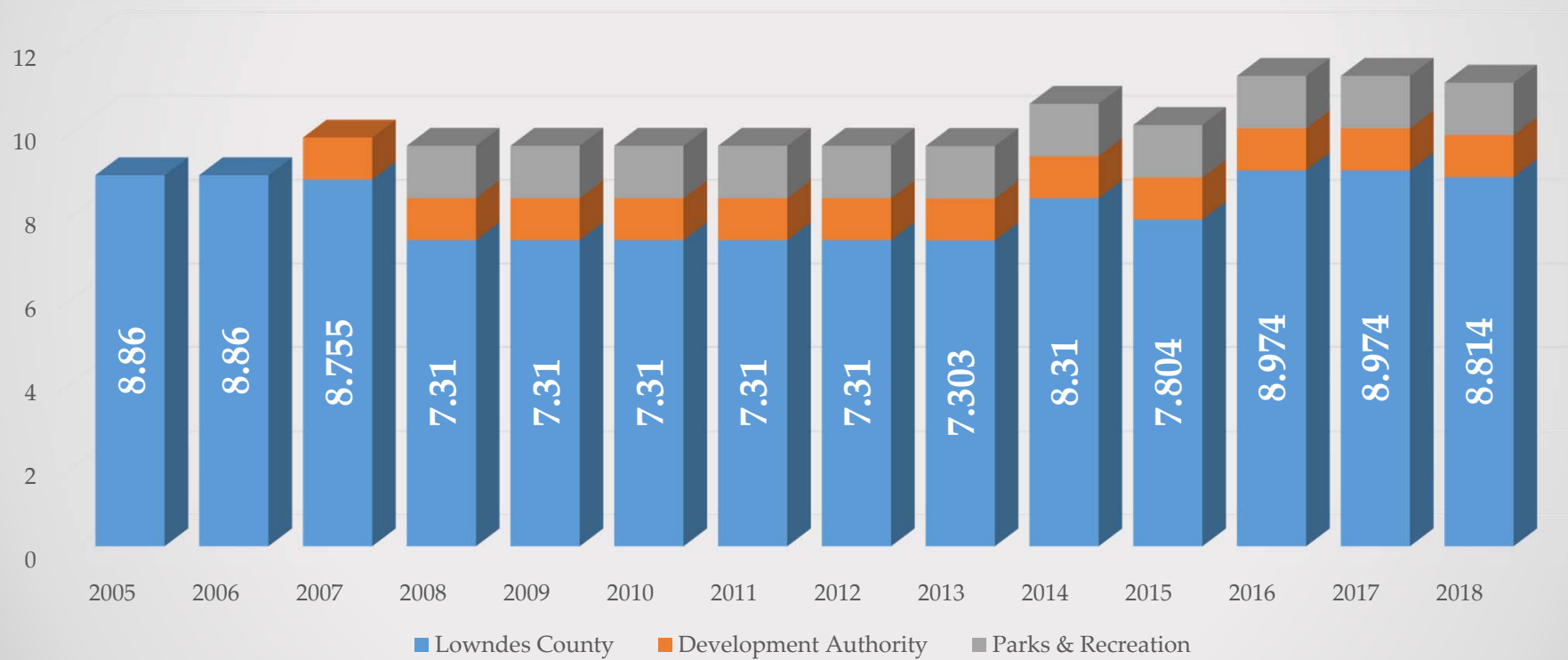
Valdosta – Breakdown by \$1 Paid



Unincorporated – Breakdown by \$1 Paid



Millage History



Where Does Your Money Go?

For every \$1 you pay....	2018	2019
Board of Commissioners and Administration	\$0.12	\$0.11
Election Services	\$0.01	\$0.01
Tax Commissioner	\$0.02	\$0.02
Board of Assessors	\$0.03	\$0.03
Engineering Services	\$0.01	\$0.01
Contingency	\$0.02	\$0.02
Court Services	\$0.12	\$0.12
Sheriff's Office	\$0.32	\$0.33
Animal Services	\$0.01	\$0.01
Ambulance Services	\$0.01	\$0.01
Other Emergency Services (EMA, Coroner, 911 Communications)	\$0.02	\$0.04
Public Works (Facilities, Roads)	\$0.15	\$0.15
Development Authority	\$0.05	\$0.05
Parks and Recreation Authority	\$0.07	\$0.06
Other - Includes Outside Agency Support	\$0.04	\$0.04